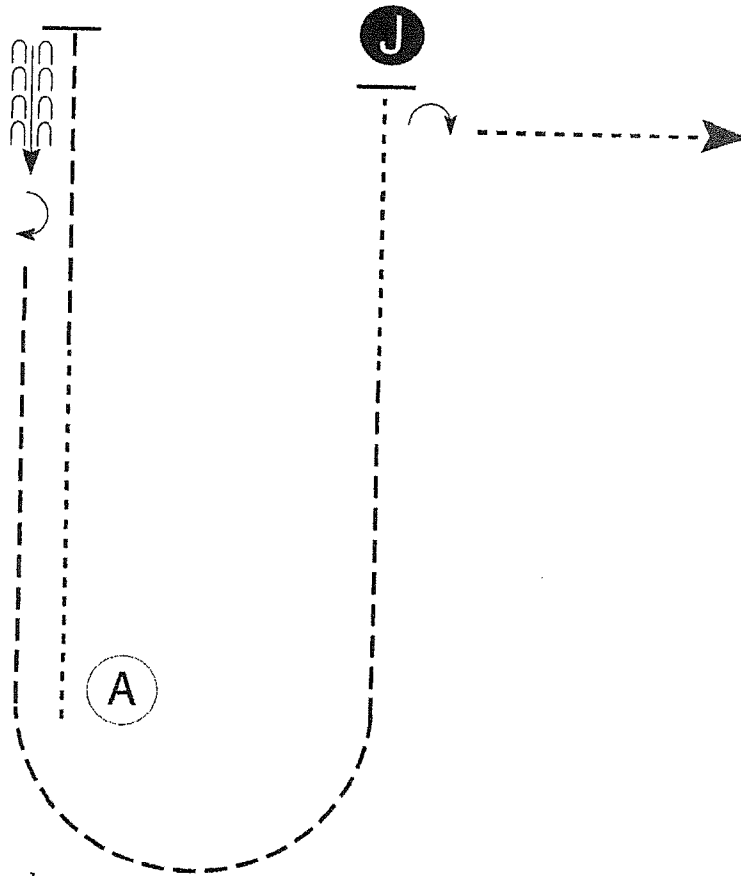


# Missouri State 4-H

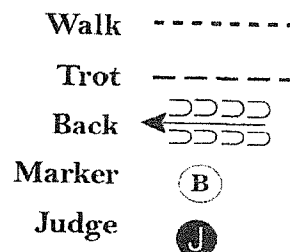
**Class 14, 13-14 year olds (Quarter Type Over 58")**

*Show Date: July 28, 2023*



Be ready at A.

1. Walk halfway from A to judge.
  2. Trot until even with judge.
  3. Stop and back approximately two horse lengths.
  4. Perform a 180 degree turn.
  5. Trot to and around A and halfway to judge.
  6. Walk to judge.
  7. Stop and set up for inspection.
  8. When dismissed, perform a 90 degree turn.
  9. Walk straight away from judge.
- Follow the instructions of your ring steward.



**Pattern Provided by:**

[S/1-77]

# Missouri State 4-H

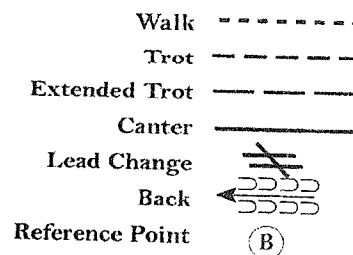
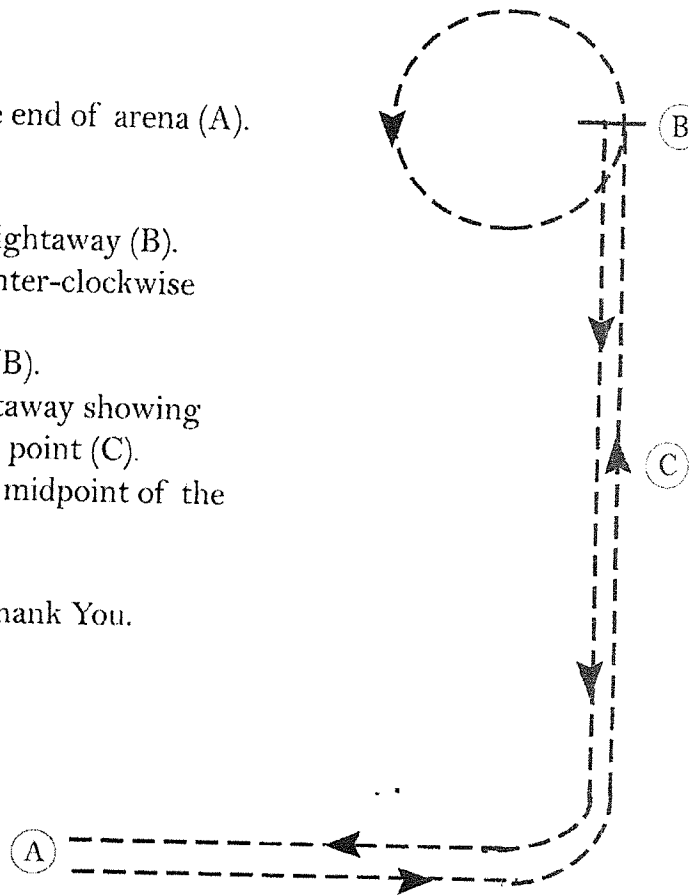
## English Saddle Seat Equitation Class 56 (Novice Walk Trot All Ages)

Show Date: July 28, 2023

Begin at the mid-point of the in gate end of arena (A).

1. Trot along the rail to the right.
2. Briefly stop at the end of the straightaway (B).
3. Trot a circle at the curve in a counter-clockwise direction.
4. Close the circle, then stop briefly (B).
5. Reverse and trot down the straightaway showing one change of diagonal at the mid point (C).
6. Continue around the curve to the midpoint of the turn (A).

The workout has been completed - Thank You.



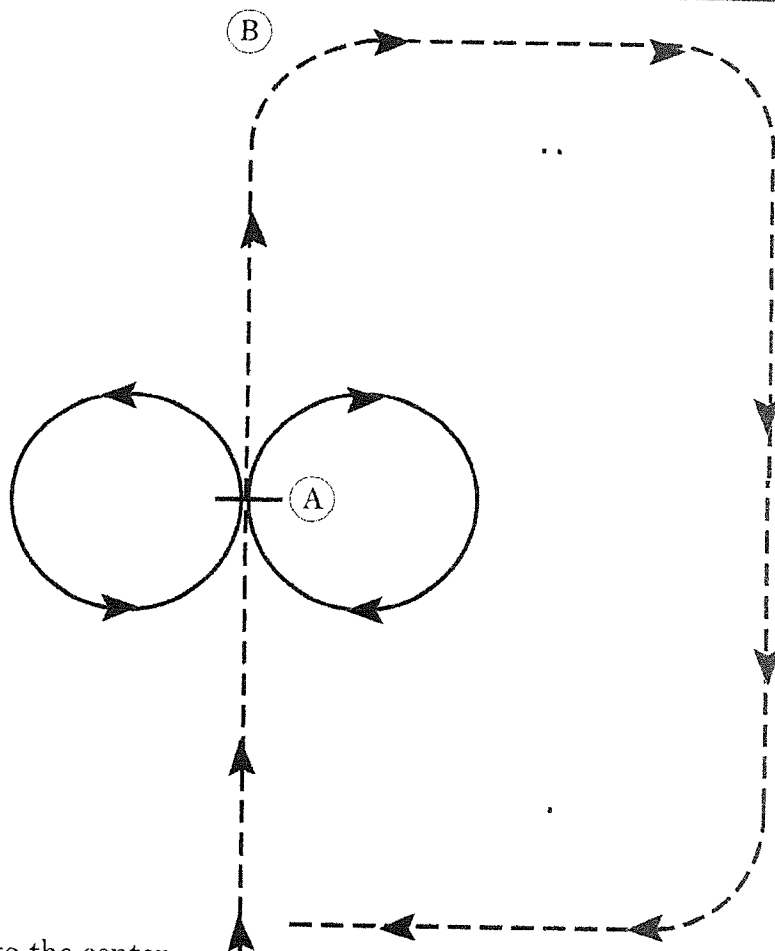
Pattern Provided by:

[SSE/1]

# Missouri State 4-H

## English Equitation Saddleseat (All Ages, Horse Over 58")

Show Date: July 28, 2023



Enter the arena at the trot.

1. Trot down the center line to the center point of the arena (A). Stop briefly.
2. Canter a figure eight - the first circle clockwise and the second circle counter clockwise. Stop briefly.
3. Trot down the center line to the midpoint of the far end of the arena (B).
4. Make a right turn and proceed around the curve, down the straightaway, around the next curve and exit.

The workout has been completed - Thank You.

Walk	-----
Trot	- - - - -
Extended Trot	=====
Canter	~~~~~
Lead Change	
Back	
Reference Point	(B)

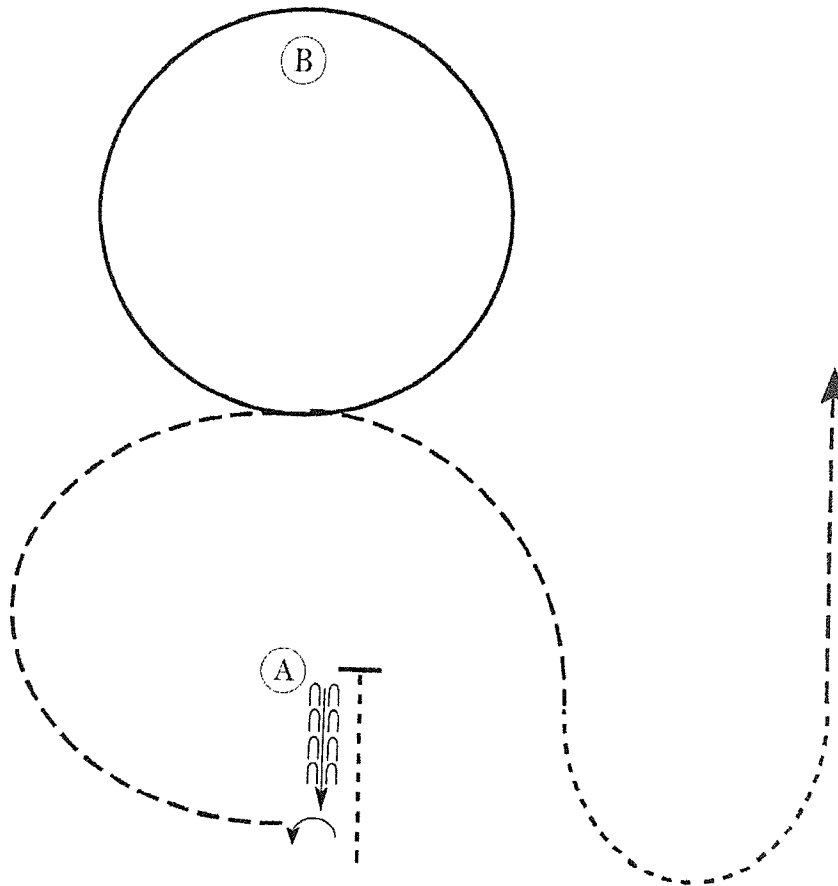
Pattern Provided by:

[SSE/7]

# Missouri State 4-H

## Pony Equitation Class 62, 58' (All Ages, Hunt seat/Saddleseat)

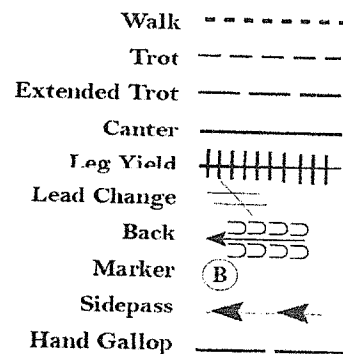
Show Date: July 28, 2023



Be ready before A.

1. Walk to A. Back approximately one horse length the perform a 1/4 turn on the forehand left.
2. Posting trot on the left diagonal to center
3. Canter a circle around B on the left lead.
4. Break to a sitting trot in center and trot until even with A.
5. Walk a half circle.
6. Posting trot on the right diagonal to exit.

Follow the instructions of your ring steward.



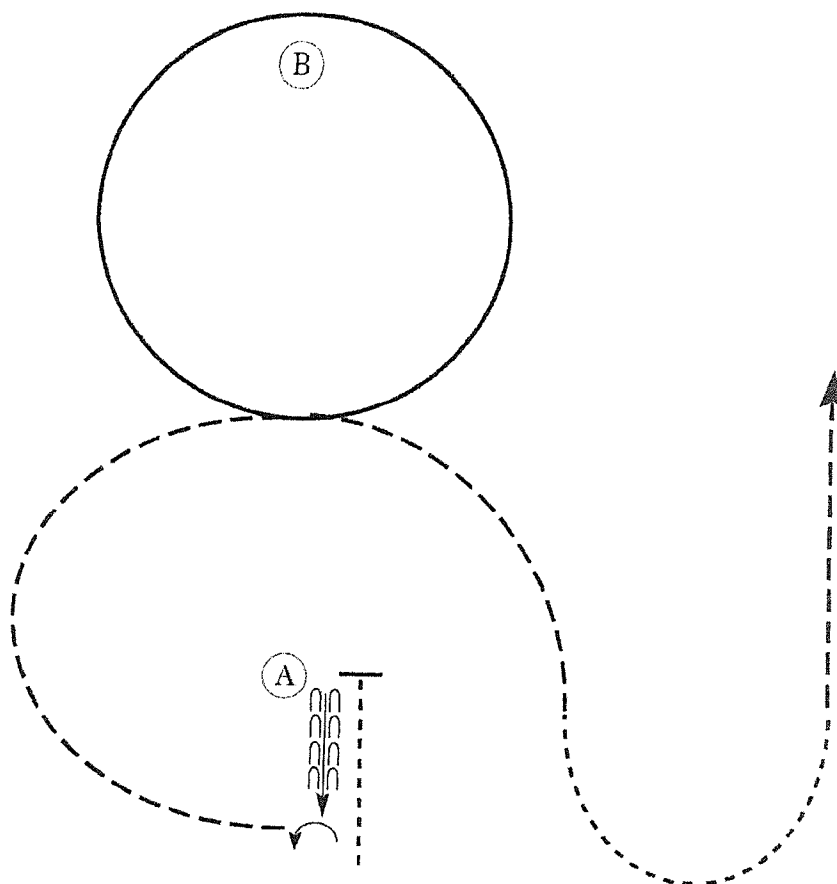
Pattern Provided by:

[HSE/1-72]

# Missouri State 4-H

Junior Seat Equitation Class 64 & 65 (12 & Under, 13-14 Horse over 58")

Show Date: July 28, 2023



Be ready before A.

1. Walk to A. Back approximately one horse length the perform a 1/4 turn on the forehand left.
2. Posting trot on the left diagonal to center
3. Canter a circle around B on the left lead.
4. Break to a sitting trot in center and trot until even with A.
5. Walk a half circle.
6. Posting trot on the right diagonal to exit.

Follow the instructions of your ring steward.

Walk	-----
Trot	- - - - -
Extended Trot	— — — — —
Canter	—————
Leg Yield	
Lead Change	— / —
Back	←←←←←
Marker	⊙ B
Sidepass	← — — — — →
Hand Gallop	—————

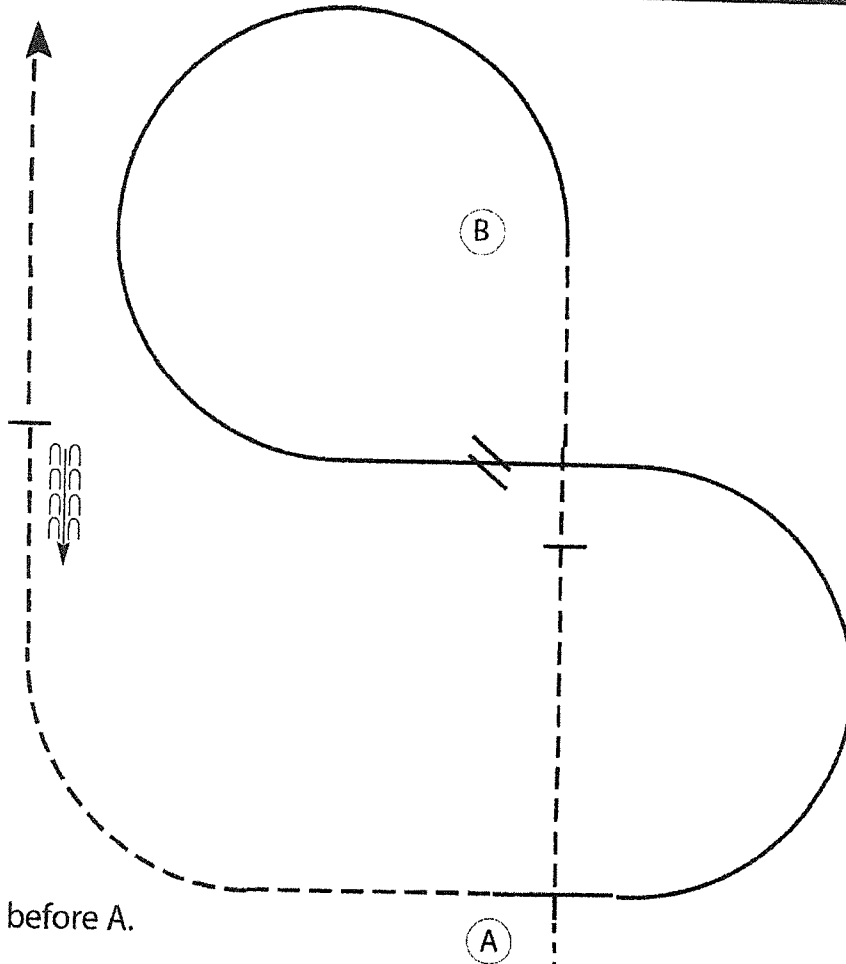
[HSE/1-72]

Pattern Provided by:

# Missouri State 4-H

## Hunt Seat Equitation Class 66 (15 & over, 58" & over)

Show Date: July 28, 2023



Be ready before A.

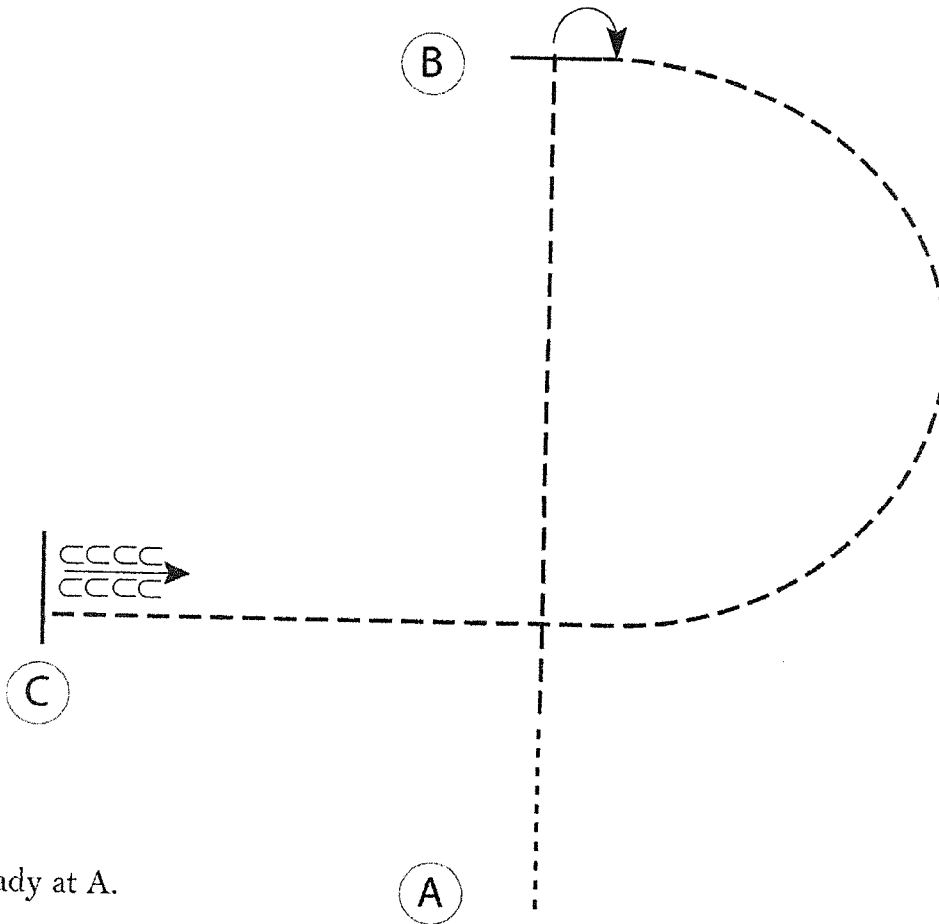
1. Walk to A. Left diagonal trot halfway to B.
2. Halt for 3 seconds. Right diagonal trot to B.
3. Left lead canter in circle to center of pattern.
4. Change leads.
5. Right lead canter in a half circle to A.
6. Trot left diagonal around corner and halfway down line.
7. Halt and back approximately one horse length.  
Sitting trot to exit.

Walk	-----
Trot	- - - - -
Extended Trot	-----
Canter	-----
Leg Yield	
Lead Change	///
Back	←←←←←
Marker	(B)
Sidepass	←-----→
Hand Gallop	-----

Pattern Provided by:

[HSE/1-83]

Show Date: July 28, 2023



Be ready at A.

1. Walk from A until even with C.
2. Posting trot on the right diagonal to B.
3. At B, stop and perform a 90 degree turn on the forehand to the right.
4. Posting trot on the left diagonal from B to C.
5. At C stop and back approximately one horse length.

Follow the instructions of your ring steward.

[HSE/WT-30]

**Pattern Provided by:**

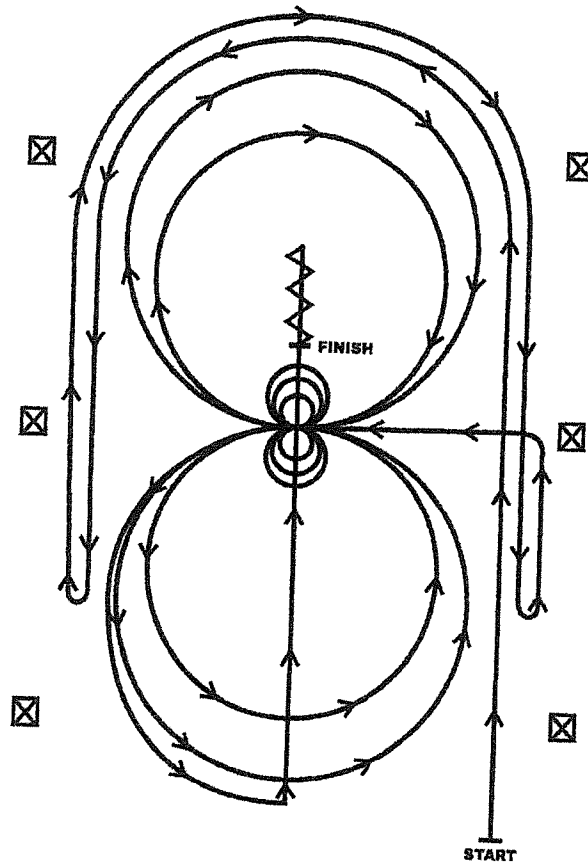
# Missouri State 4-H

## Reining AQHA Pattern B Class 74 & 75 (15 & Over, & 13-14)

Show Date: July 28, 2023

### REINING PATTERN B

Approved only for Level I Youth & Amateur, Youth 13 & Under



1. Beginning, lope straight up the right side of the arena, circle the top of the arena run straight down the opposite or left side of the arena past the center mark and do a right rollback—no hesitation.
2. Continue straight up the left side of the arena circle back around the top of the arena run straight down the right side of the arena past the center marker and do a left rollback—no hesitation.
3. Continue up the right side of the arena to the center marker, at the center marker the horse should be on the left lead and complete two circles to the left, one large fast and one small slow. Stop at center.
4. Complete three spins to the left. Hesitate.
5. Complete two circles to the right, one large fast and one small slow. Stop at center.
6. Complete three spins to the right. Hesitate.
7. Begin a large circle to the left, do not close the circle. Continue up the center of the arena past the center marker and do a sliding stop. 8. Back up at least ten feet. Hesitate to demonstrate completion of the pattern. See the Judges' Guide for a summary of other allowances made in the Handbook.

Pattern Provided by:

[R/AQHAP-B]



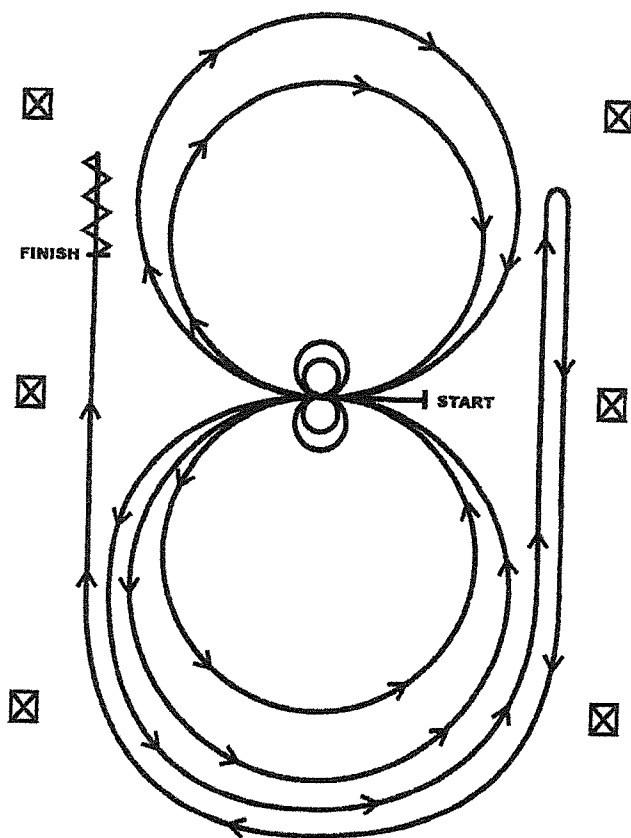
# Missouri State 4-H

## Reining Class 76 (12 & Under AQHA Pattern A)

Show Date: July 28, 2023

### REINING PATTERN A

Approved only for Level I Youth & Amateur, Youth 13 & Under



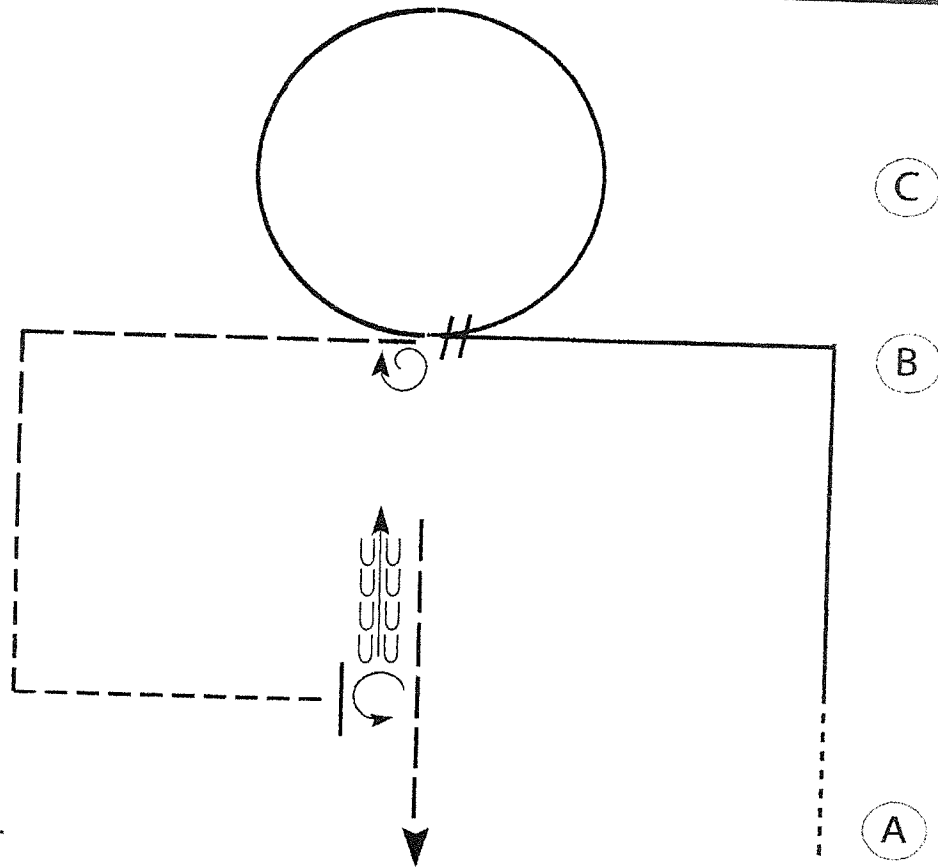
Horses may walk or jog to the center of the arena. Horses must walk or stop prior to starting the pattern. Beginning at the center of the arena facing the left wall or fence.

1. Beginning on the left lead, complete two circles to the left. Stop at the center of the arena. Hesitate.
2. Complete two spins to the left. Hesitate.
3. Beginning on the right lead complete two circles to the right. Stop at the center of the arena. Hesitate.
4. Complete two spins to the right. Hesitate.
5. Beginning on the left lead, go around the end of the arena, run down the right side of the arena past center marker, stop and roll back right.
6. Continue around the end of the arena to run down the left side of the arena past the center marker. Stop. Back up. Hesitate to demonstrate completion of the pattern. See the Judges' Guide for a summary of other allowances made in the Handbook.

Pattern Provided by:

[R/AQHAP-A]

Show Date: July 28, 2023



Be ready at A.

1. Walk approximately 2 horse lengths from A.  
Lope on the left lead to B and lope a square corner
2. Perform a simple or flying lead change.
3. Lope a circle to the right.
4. Stop and perform a 360 degree turn to the right.
5. Extended jog thru first square corner. Slow to a jog midway and continue to jog through second corner.
6. Stop and perform a 270 degree turn to the left.  
Back one horse length.
7. Pattern is complete. Exit at the extended jog.

## Walk

**Jog** \_\_\_\_\_

Extended Jog — — —

## Lope

Lead Change ~~XXXXXXXXXXXXXXXXXXXX~~

Back 

Marker B

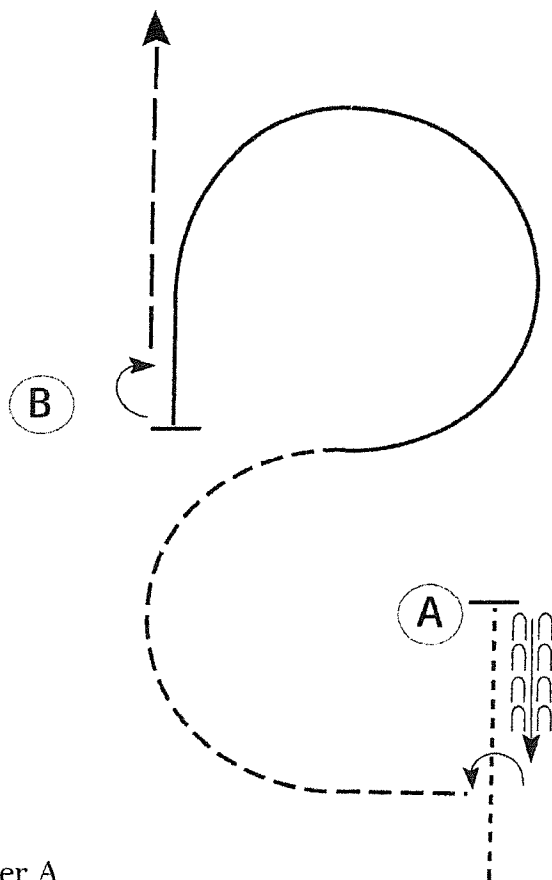
**Pattern Provided by:**

[WH/2-108]

# Missouri State 4-H

## Class 30-31 (13-14 & 15 & Over Saddle Type Horsemanship)

Show Date: July 28, 2023



Be ready before marker A.

1. Walk to A.
2. Stop and back approximately one horse length.
3. Execute a 1/4 turn to the left and jog a half circle.
4. Lope on the left lead to B.
5. Stop at B and execute a 1/2 turn to the right.
6. Extend the jog to exit.

Follow the instructions of your ring steward.

Walk	-----
Jog	- - - - -
Extended Jog	— — — — —
Lope	—————
Leg Yield	
Lead Change	— / —
Back	← ← ← ← ←
Marker	⊙ B
Sidepass	← — — — — →

Pattern Provided by:

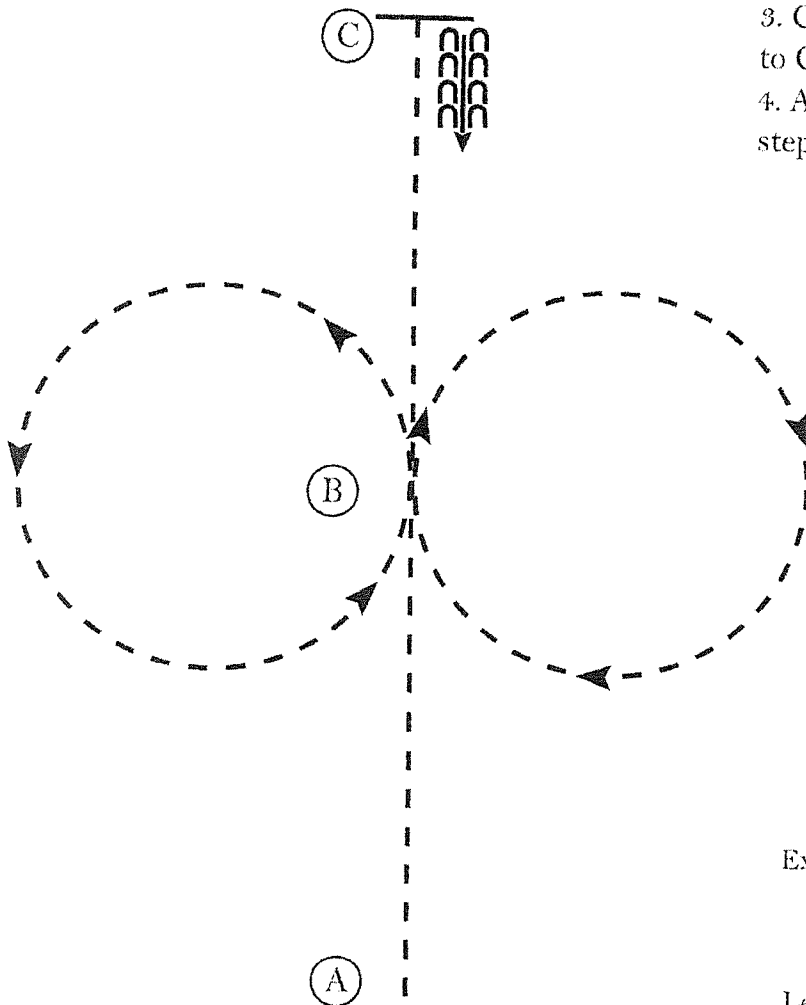
[WH/1-68]

# Missouri State 4-H

## Horsemanship Saddle Type (Classes 29 Walk Trot)

Show Date: July 28, 2023

1. Jog A to B
2. At B perform a figure eight, beginning to the right
3. Continue the jog from B to C
4. At C stop and back 4 steps



Walk	.....
Jog	- - - - -
Extended Jog	— — — — —
Lope	—————
Leg Yield	
Lead Change	↗ ↘
Back	↖ ↗
Marker	(B)
Sidepass	← — — — — →

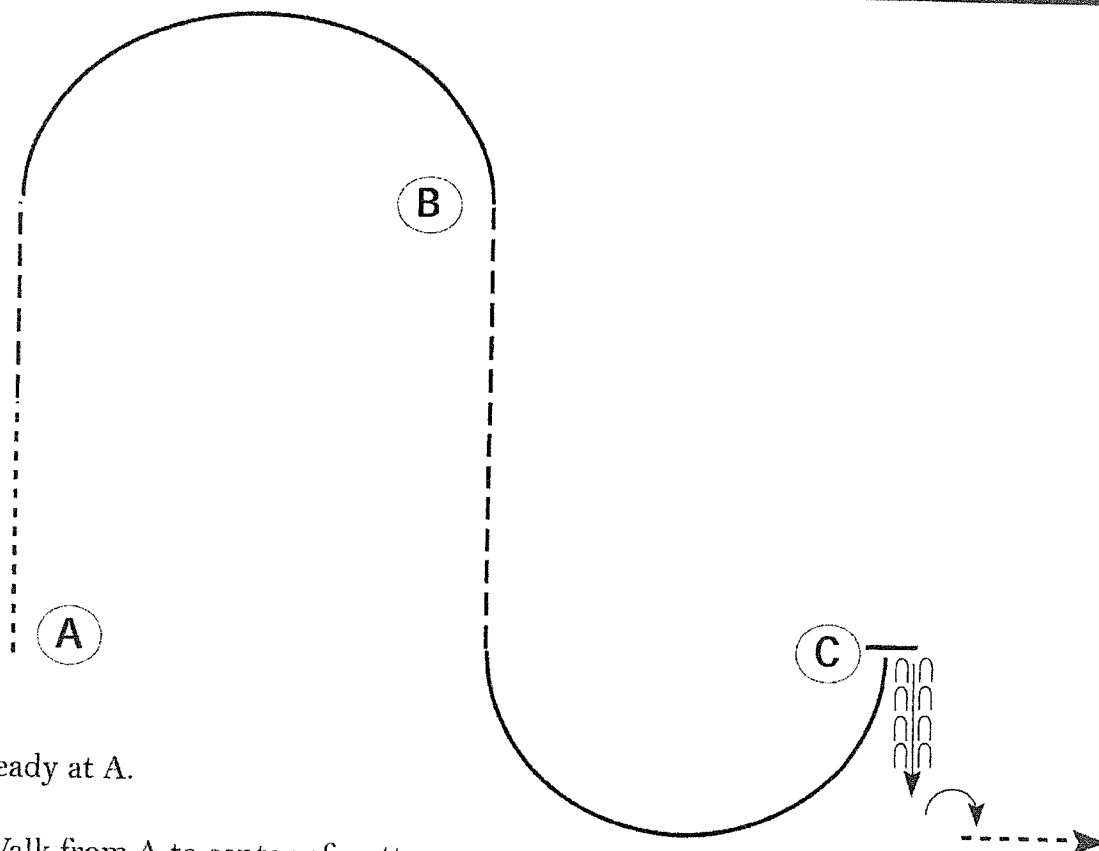
Pattern Provided by:

[WH/WT-5]

# Missouri State 4-H

Idle Type Western Horsemanship (Classes 28, 12 & U & 30 13-14 year)

Show Date: July 28, 2023



Be ready at A.

1. Walk from A to center of pattern.
2. Jog until even with B.
3. Lope a half circle on the right lead to B.
4. Jog from B until even with C.
5. Lope a half circle on the left lead to C.
6. Stop at C and back approximately one horse length.
7. Perform a 1/4 turn right and walk off.

Follow the directions of your ring steward.

Walk	-----
Jog	- - - - -
Extended Jog	— — — — —
Lope	—————
Lead Change	
Back	
Marker	(B)

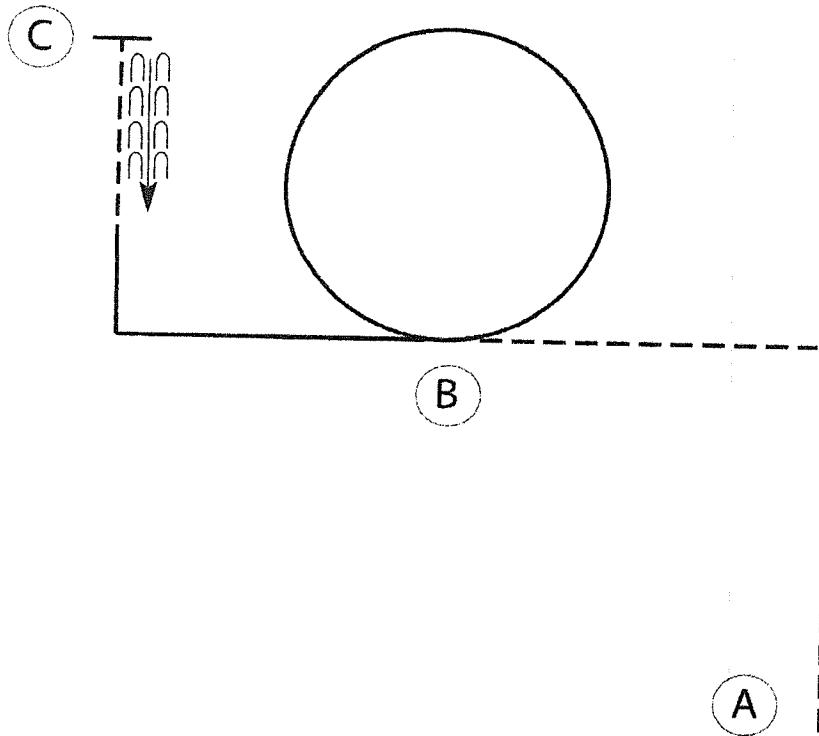
Pattern Provided by:

[WH/1-80]

# Missouri State 4-H

, Ponies 58 & UNder & Quarter Type 58 & Over (Classes 43 Ponies, 45

Show Date: July 28, 2023



Be ready at A.

1. Jog to B.
2. Lopec a circle to the right on the right lead.
3. Continue the lopec toward C and lopec a square corner.
4. Halfway to C, break to a jog to C.
5. Stop at C and back approximately one horse length.

Follow the instructions of your ring steward.

Walk	-----
Jog	-----
Extended Jog	-----
Lopec	-----
Lead Change	
Back	
Marker	

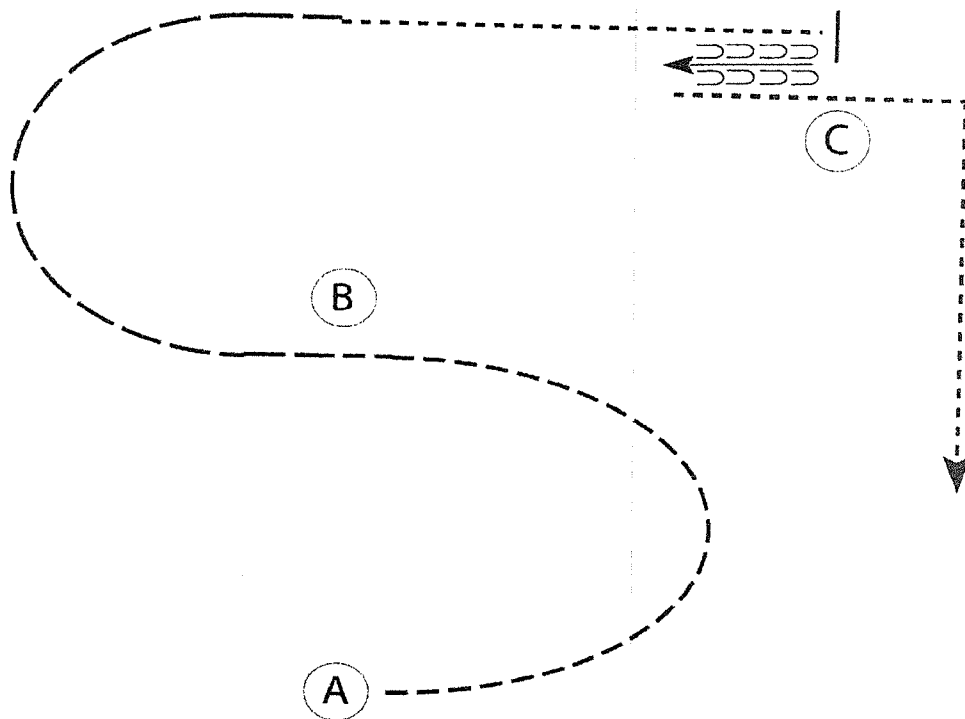
Pattern Provided by:

[WH/1-103]

# Missouri State 4-H

## Class 44 Novice Horsemanship (Novice, Quarter Type All Ages)

Show Date: July 28, 2023



Be ready facing away from A.

1. When acknowledged, jog a half circle to B.
2. Extended jog in a half circle until even with B.
3. Break to the walk to C.
4. Stop and back at C.
5. Walk to exit as shown.

Follow the instructions of your ring steward.

Walk	.....
Jog	-----
Extended Jog	- - - - -
Lope	—————
Lead Change	
Back	
Marker	(B)

Pattern Provided by:

[WH/WT-106]

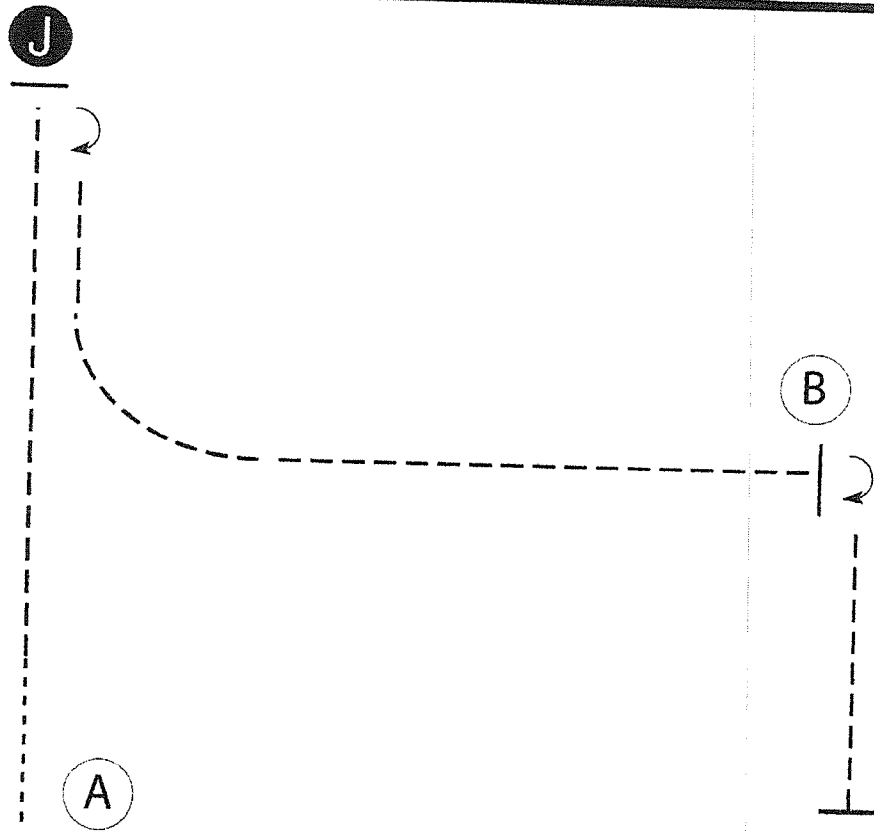
©2023 HorseShowPatterns.com. All Rights Reserved.



# Missouri State 4-H


19, 20 & 21 Showmanship Saddle Type (Novice, 12 & Under, 13-14 &

Show Date: July 28, 2023



Be ready at A.

1. Walk two horse lengths then trot to the Judge, and stop.
2. Set up for inspection.
3. Perform a 180 degree turn.
4. Trot an arc to B and stop with your horse's shoulder at B.
5. Perform a 90 degree turn, trot until even with A, then stop.
6. Pattern is complete. Exit at the trot.

Walk -----  
 Trot - - - - -  
 Back ←   
 Marker (B)  
 Judge (J)

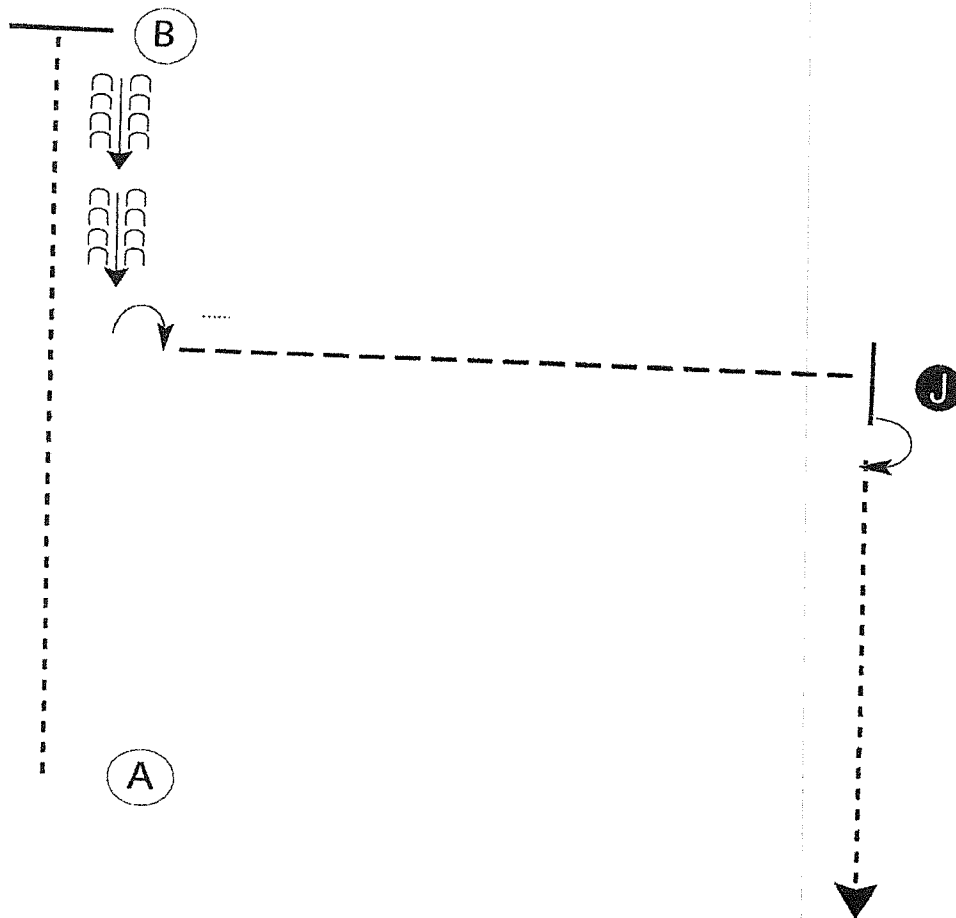
Pattern Provided by:

[S/1-97]

# Missouri State 4-H

Classes 15, 16 & 18 (Quarter Type Over 58" & Ponies Under 58")

Show Date: July 28, 2023



1. Begin at A. Walk to B and stop.
2. Back until even with judge.
3. Perform a 90 degree turn. Trot to judge.
4. Stop, set up, inspection.
5. When dismissed, perform a 90 degree turn.
6. Walk to the line up or follow the directions of the ring steward.

Walk -----  
 Trot -----  
 Back -----  
 Marker (B)  
 Judge (J)

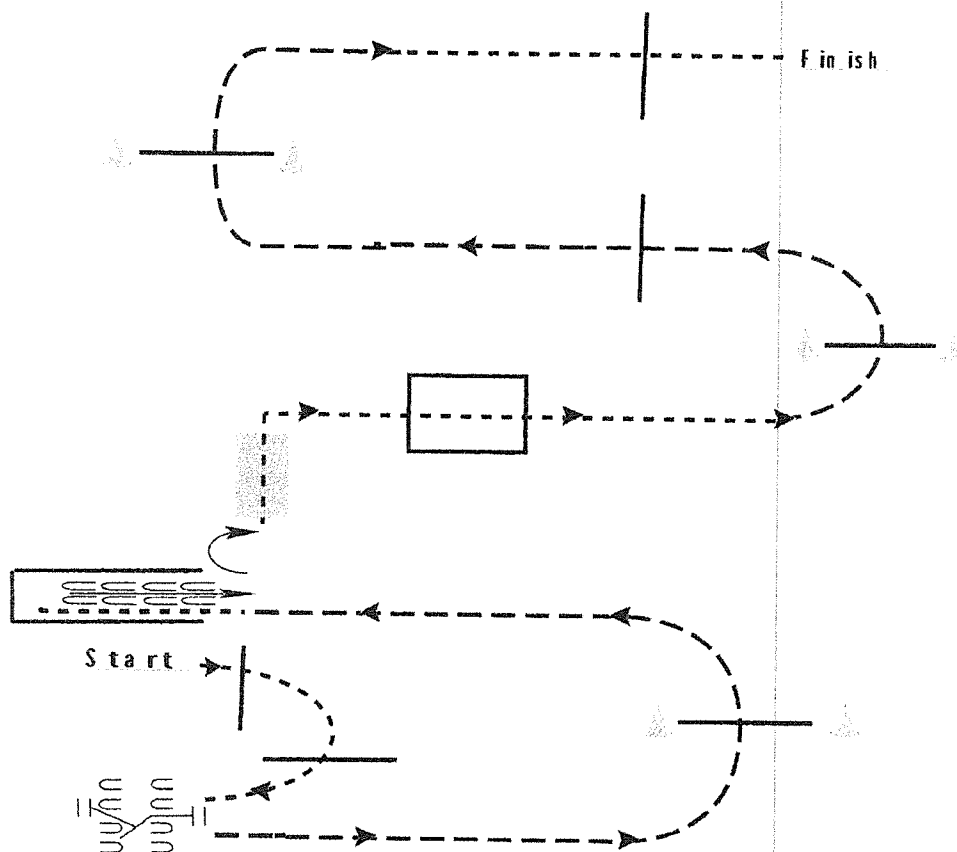
Pattern Provided by:

[SWT-4]

# Missouri State 4-H/FFA

## In-Hand Trail (All ages)

Show Date: 07-29-2023



1. Walk over two poles to gate
2. Work gate with left hand
3. Trot over pole to chute
4. Walk into chute
5. Back out of chute
6. Walk over bridge
7. Walk through box
8. Trot over poles
9. Break to the walk and walk over final elevated pole to finish

Walk	-----
Jog	- - - - -
Extended Jog	_____
Lope	_____
Leg Yield	
Lead Change	↗ ↘
Back	←←←←←
Marker	(B)
Sidepass	↖ ↗

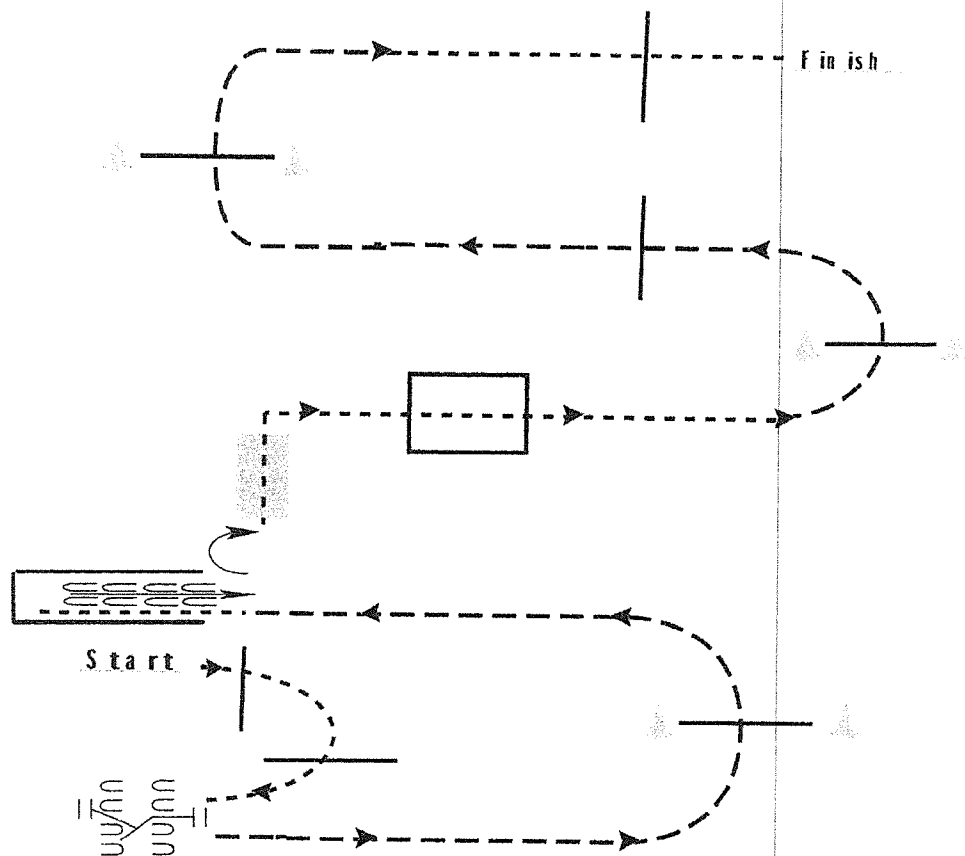
Pattern Provided by:

[T/WT-9]

# Missouri State 4-H/FFA

## Class 53 (W/T Novice)

Show Date: 07-29-2023



1. Walk over two poles to gate
2. Work gate with left hand
3. Trot over pole to chute
4. Walk into chute
5. Back out of chute
6. Walk over bridge
7. Walk through box
8. Trot over poles
9. Break to the walk and walk over final elevated pole to finish

Walk	-----
Jog	- - - - -
Extended Jog	- - - - -
Lope	_____
Leg Yield	
Lead Change	↗ ↘
Back	← ← ← ← ←
Marker	(B)
Sidepass	← →

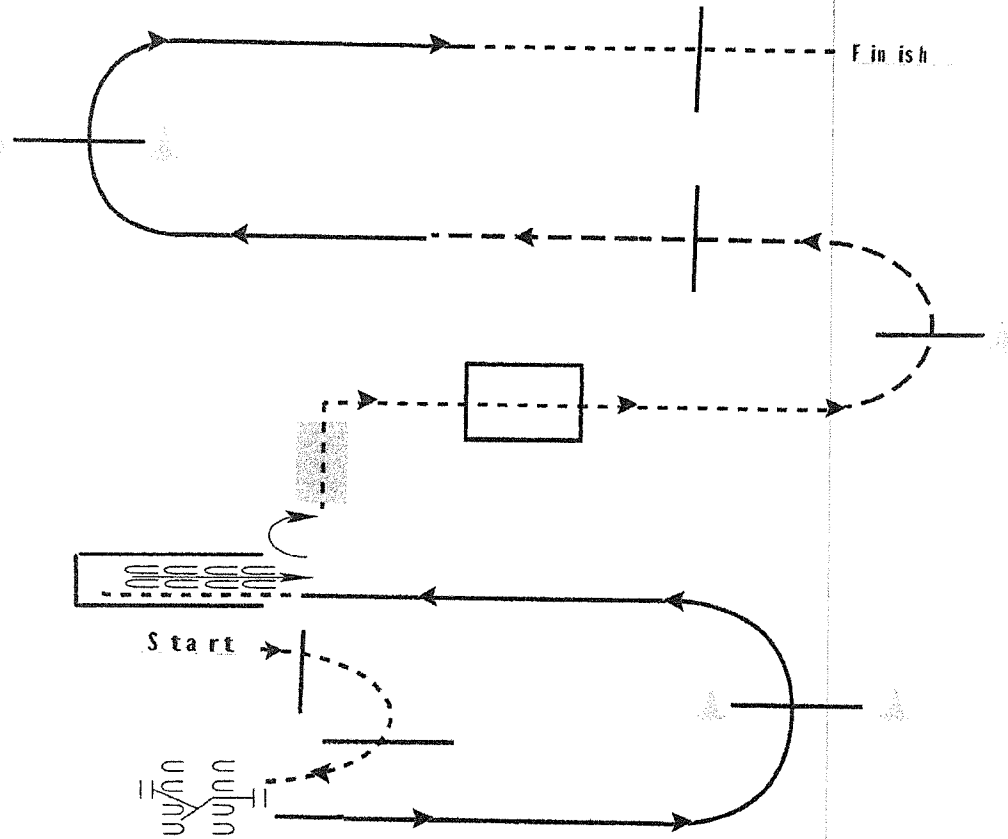
Pattern Provided by:

[T/WT-9]

# Missouri State 4-H/FFA

## Class 52 (12 & Under Trail)

Show Date: 07-29-2023



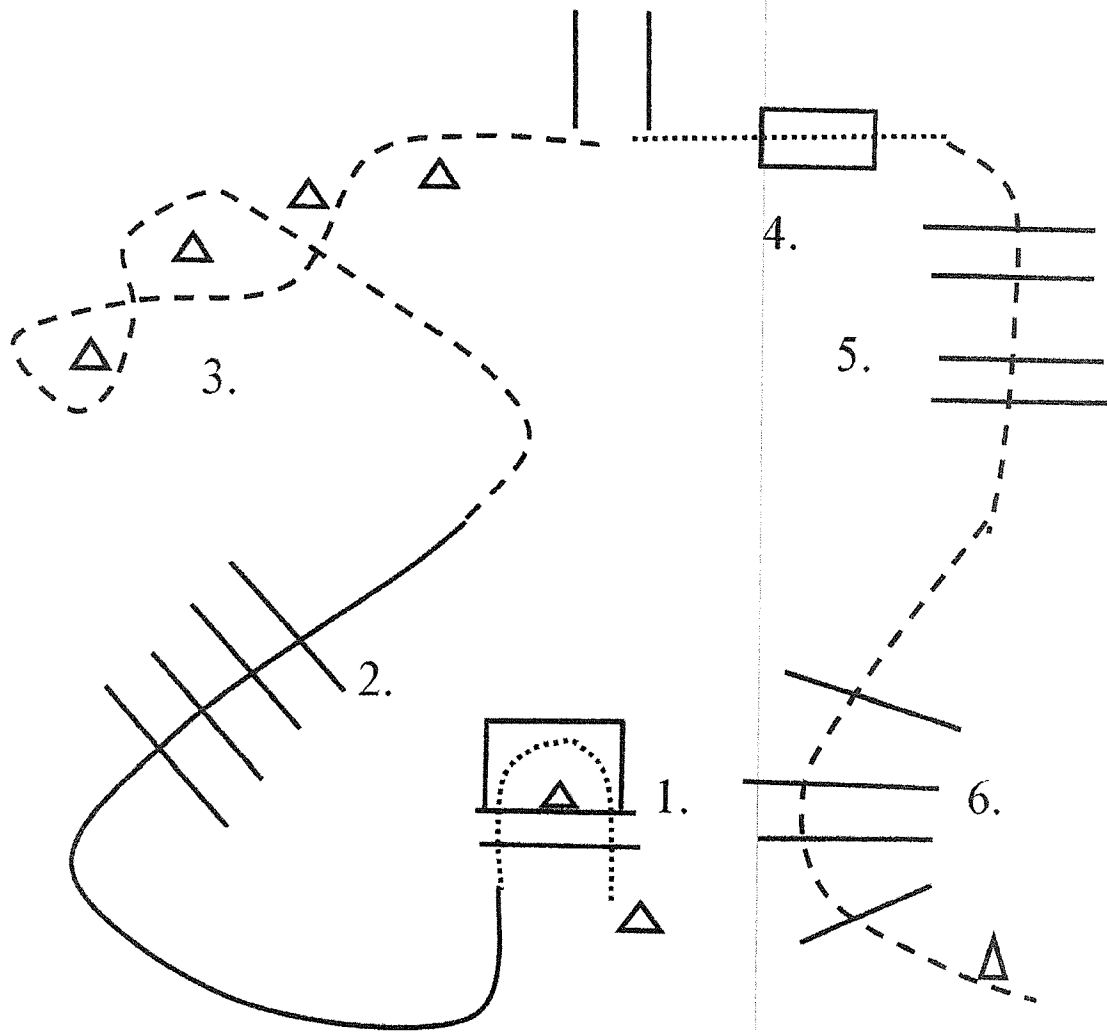
1. Walk over two poles to gate
2. Work gate with left hand
3. Lope on the left lead over pole
4. Break to a walk and walk into chute
5. Back out of chute
6. Walk over bridge
7. Walk through box
8. Trot over poles
9. Lope on the right lead over pole
10. Break to the walk and walk over final elevated pole to finish

Walk	-----
Jog	-----
Extended Jog	-----
Lope	-----
Leg Yield	
Lead Change	---/---
Back	←←←←←
Marker	(B)
Sidepass	←-----→

Pattern Provided by:

[T/1-9]

# Trail 13-14

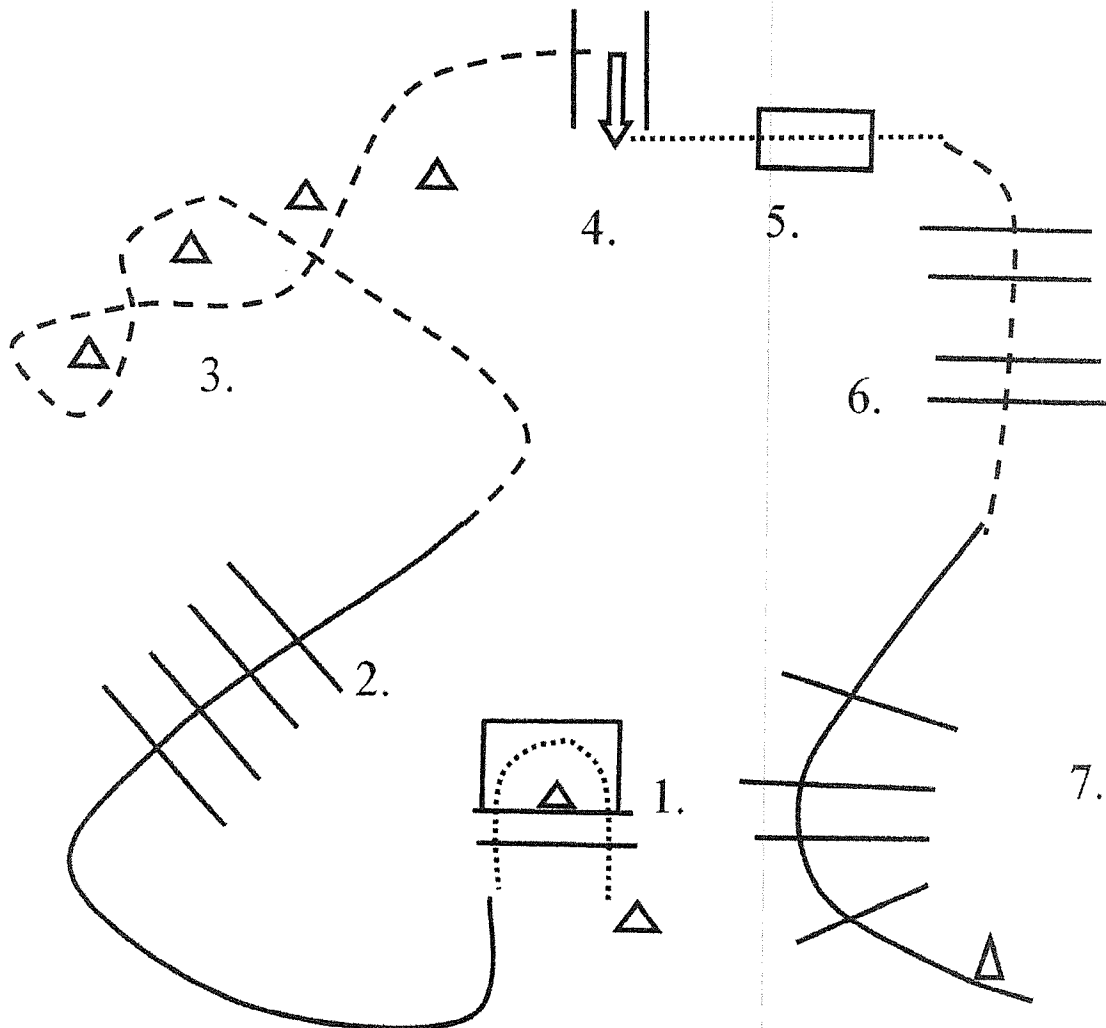


Be Ready at Cone

1. Walk over poles around cone and over poles
2. Lope RIGHT lead over poles.
3. Trot Serpentine
4. Walk Over Bridge
5. Trot over poles.
6. Trot over poles

Pattern is complete with you pass cone.

# Trail 15 & Over



Be Ready at Cone

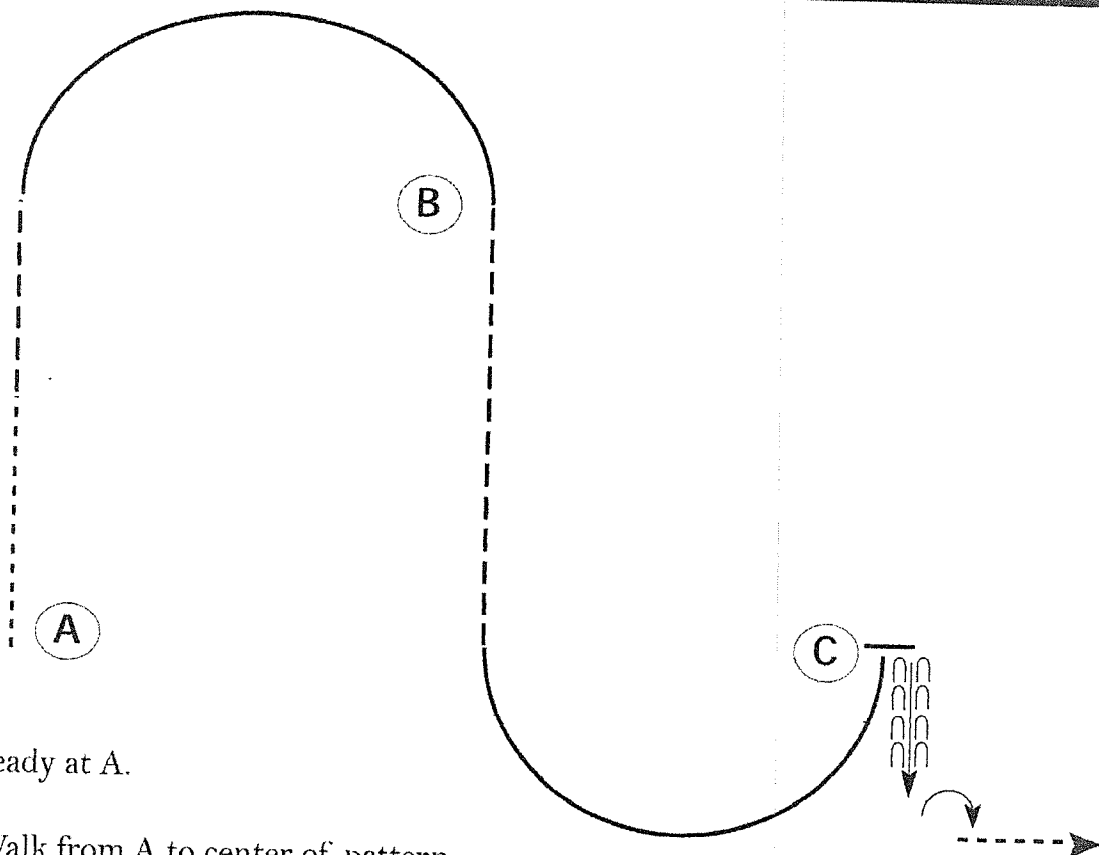
1. Walk over poles around cone and over poles
2. Lope (RL) over poles.
3. Trot Serpentine
4. Trot into the 2 poles and stop. Side pass right.
5. Walk Over Bridge
6. Trot over poles.
7. Lope (LL) over poles

Pattern is complete with you pass cone.

# Missouri State Fair 4-H/FFA

## Horsemanship Class 46 (Quarter Type 13-14 )

Show Date: July 27-30 2013



Be ready at A.

1. Walk from A to center of pattern.
2. Jog until even with B.
3. Lope a half circle on the right lead to B.
4. Jog from B until even with C.
5. Lope a half circle on the left lead to C.
6. Stop at C and back approximately one horse length.
7. Perform a 1/4 turn right and walk off.

Follow the directions of your ring steward.

Walk	-----
Jog	- - - - -
Extended Jog	- - - - -
Lope	~~~~~
Lead Change	
Back	
Marker	(B)

Pattern Provided by:

[WH/1-80]