

**MISSOURI
STATE FAIR**

AUG 7-17

SEDALIA • 2025



**Missouri State Fair
4-H FFA Horse Show
Pattern Book
July 23-27, 2025**

Thursday, July 24

13. Ranch Trail, Novice, all ages (walk/trot)	2
14. Ranch Trail, 12 & under	3
15. Ranch Trail, 13 & 14	4
16. Ranch Trail, 15 & over	4

Friday, July 25

17. Reining, 12 & Under	5
18. Reining, 13 & 14	5
19. Reining, 15 & over	5
28. Ranchmanship, Novice, all ages (walk/trot)	6
29. Ranchmanship, 12 & under	7
30. Ranchmanship, 13 & 14	7
31. Ranchmanship, 15 & over	7

Saturday, July 26

33. In-Hand Trail, All ages (ponies 58" & under)	8
34. Trail, Novice, all ages (walk/trot)	9
35. Trail, 12 & under	10
36. Showmanship, Novice, all ages (W/T) (Saddle Type)	11
37. Showmanship, 13 & under (Saddle Type)	12
38. Showmanship, 14 & over (Saddle Type)	13
39. Showmanship, All ages (ponies 58" & under)	12
40. Showmanship, All ages, W/T	11
41. Showmanship, Novice, all ages (W/T) (Quarter Type)	11
42. Showmanship, 12 & under (Quarter Type)	12
43. Showmanship, 13 & 14 (Quarter Type)	13
44. Showmanship, 15 & over (Quarter Type)	14
51. Horsemanship, All Ages (ponies 58" & under)	15
52. Horsemanship, 14 & Over (Saddle Type)	15
53. Horsemanship, 13 & under (Saddle Type)	15
54. Horsemanship, Novice, all ages (W/T) (Saddle Type)	16
60. Horsemanship, Novice, all ages (W/T) (Quarter Type)	16
61. Horsemanship, 12 & under (Quarter Type)	15
62. Horsemanship, 13 & 14 (Quarter Type)	15
63. Horsemanship, 15 & over (Quarter Type)	17

Sunday, July 27

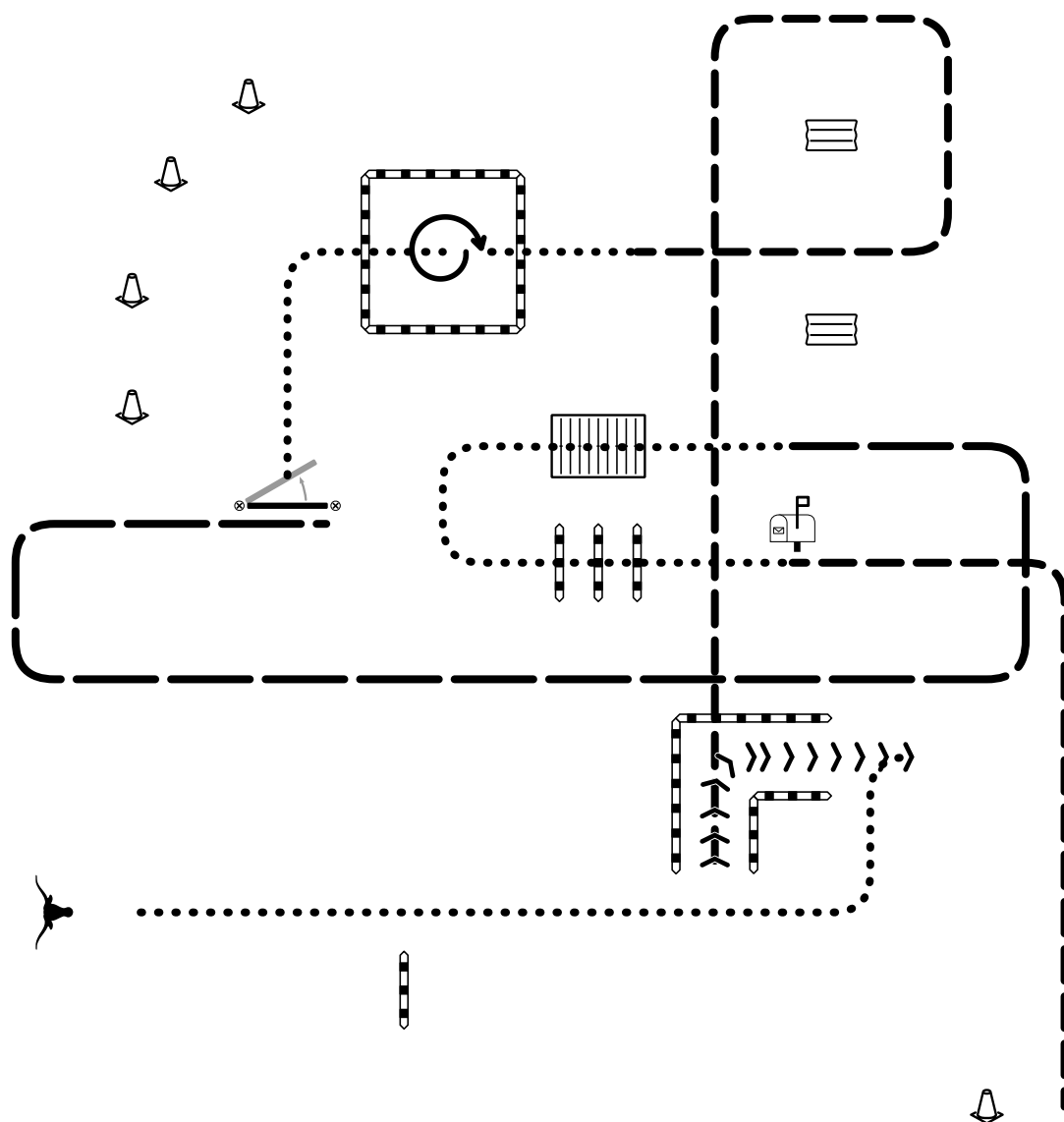
65. Trail, 13 & 14	18
66. Trail, 15 & over	18
77. English Equitation, All seats, all ages (Saddle Type)	19
78. English Equitation, Novice, all ages (W/T) (Saddle Type)	20
79. English Equitation, All ages (ponies 58" & under)	19
80. English Equitation, Novice, all ages (W/T) (Quarter Type)	20
81. English Equitation, 12 & under (Quarter Type)	21
82. English Equitation, 13 & 14 (Quarter Type)	19
83. English Equitation, 15 & over (Quarter Type)	22

Ranch Trail

Show: MO State Fair 4-H FFA Horse Show

Date: 7/24/2025

Classes: 13. Ranch Trail, Novice, all ages (Walk/Trot)



Start at the cone.

1. Trot to the mailbox
2. Check the mailbox
3. Walk over the logs.
4. Walk over the bridge.
5. Extended trot to the gate.
6. Work the gate. Left hand push.
7. Walk into the box; 360° turn in either direction. ; Walk out of the box.
8. Trot around the hay bale and into the chute.
9. Back the L.
10. Walk to the roping steer. ; Attempt to rope the steer.
11. Dismount ground tie and retrieve rope.

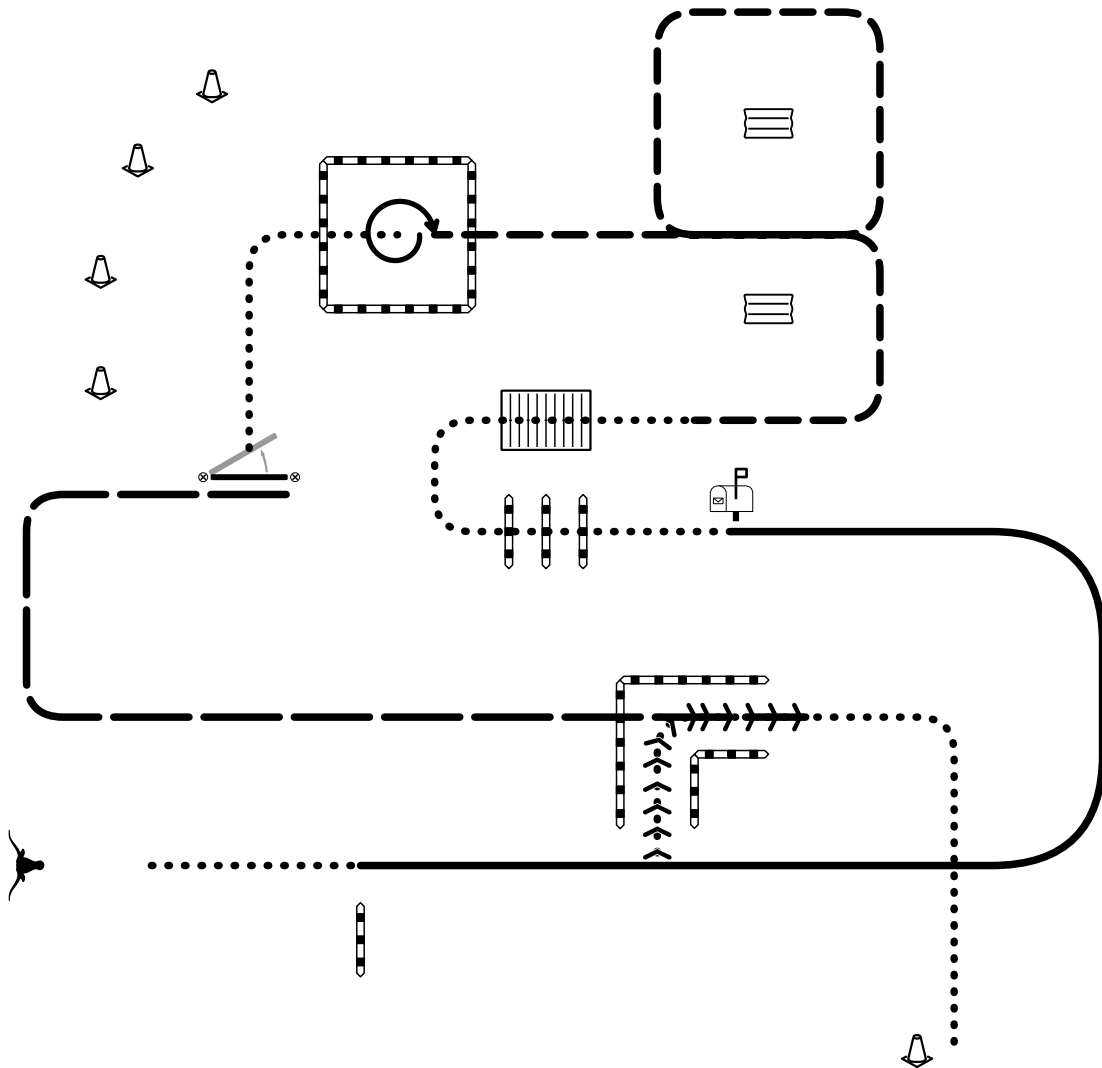
Do not remount. Please exit promptly.

Ranch Trail

Show: MO State Fair 4-H FFA Horse Show

Date: 7/24/2025

Classes: 14. Ranch Trail, 12 & under



Start at the cone.

1. Walk into the chute
2. Back the L.
3. Extended trot out of the chute and to the gate.
4. Work the gate, left hand push.
5. Walk into the box; 360° turn in either direction.
6. Trot out of the box and around the hay bales.
7. Walk over the bridge.
8. Walk over the poles.
9. Check the mailbox.
10. Lope right lead
11. Walk to the roping steer; Attempt to rope the steer.
12. Dismount and ground tie. Retrieve your rope, walk around the roping steer.

Retrieve your horse and exit.

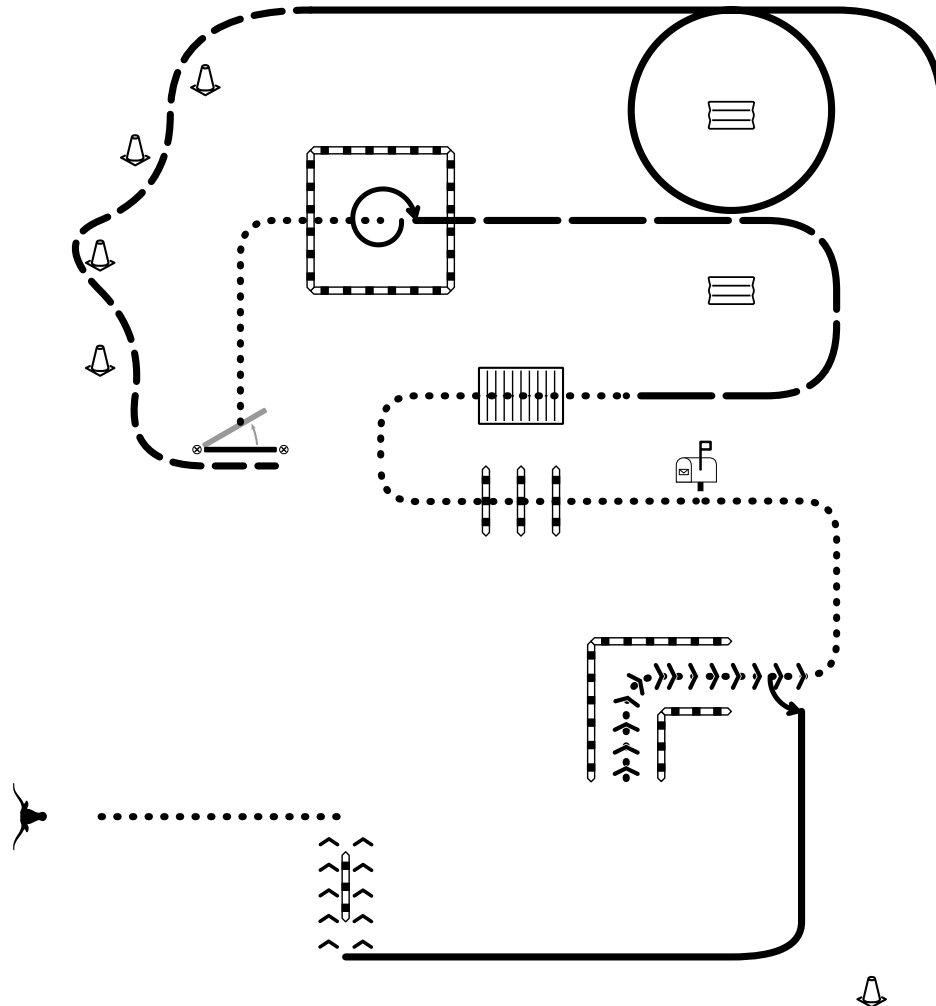
Do not remount. Please exit promptly.

Ranch Trail

Show: MO State Fair 4-H FFA Horse Show

Date: 7/24/2025

Classes: 15. Ranch Trail, 13 & 14
16. Ranch Trail, 15 & over



Start at the cone.

1. Lope left lead around the hay bale.
2. Trot the serpentine and to the gate.
3. Work the gate, left hand push.
4. Walk; Turn 360 in either direction.
5. Extended trot
6. Walk over the bridge.
7. Walk over the poles and to the mailbox.
8. Check the mailbox.
9. Walk into the chute.; Back the L
10. Turn 90° left; Lope right lead to the sidepass pole.
11. Sidepass right.
12. Walk to the roping steer, attempt to rope the steer.
13. Dismount and ground tie. Retrieve your rope, walk around the roping steer. Retrieve your horse and exit.

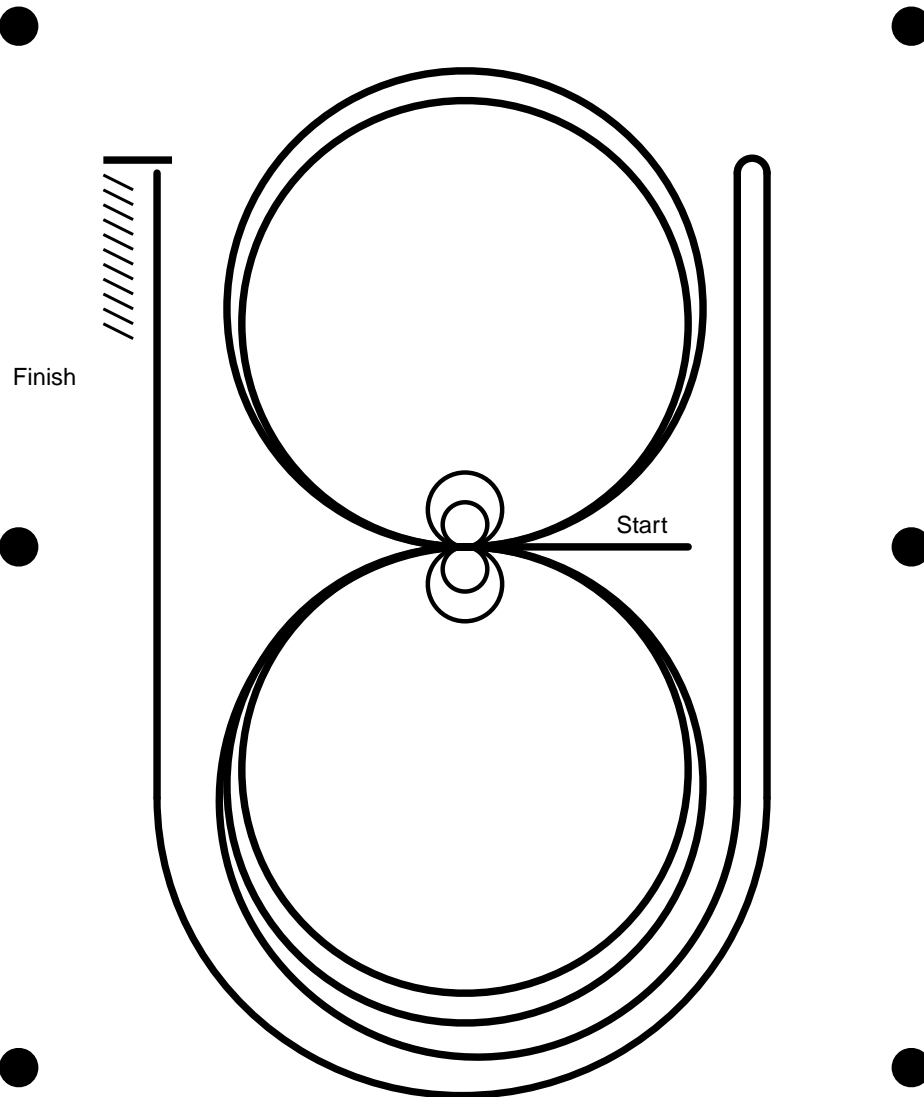
Do not remount. Please exit promptly.

REINING

Show: MO State Fair 4-H FFA Horse Show

Date: 7/24/2025

Classes: 17. Reining, 12 & under
18. Reining, 13 & 14
19. Reining, 15 & over



Horses may walk or trot to the center of the arena. Horses must walk or stop prior to starting the pattern. Beginning at the center of the arena facing the left wall or fence.

1. Beginning on the left lead, complete two circles to the left. Stop at the center of the arena. Hesitate.
2. Complete two spins to the left. Hesitate.
3. Beginning on the right lead complete two circles to the right. Stop at the center of the arena. Hesitate.
4. Complete two spins to the right. Hesitate.
5. Beginning on the left lead, go around the end of the arena, run down the right side of the arena past center marker, stop and roll back right.
6. Continue around the end of the arena to run down the left side of the arena past the center marker. Stop. Back up.

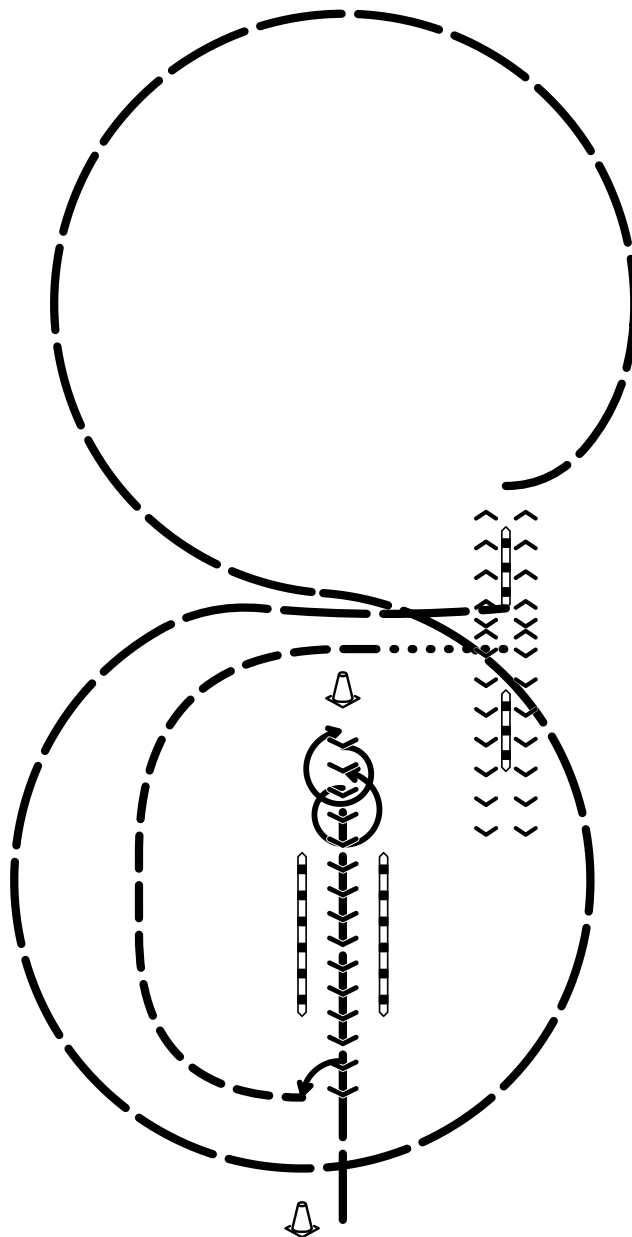
Hesitate to show completion of pattern.

Ranchmanship

Show: MO State Fair 4-H FFA Horse Show

Date: 7/24/2025

Classes: 28. Ranchmanship, Novice, all ages (Walk/Trot)



Start at the cone.

1. Extended trot from cone through chute, stop.
2. 1 spin left.
3. 1 spin right.
4. Back through the chute, 1/4 turn left.
5. Trot to cone.
6. At cone, walk to side pass pole.
7. Sidepass left
8. Extended trot circle left.
9. Extended Trot Circle right., Stop at Side Pass Poles.
10. Sidepass right.

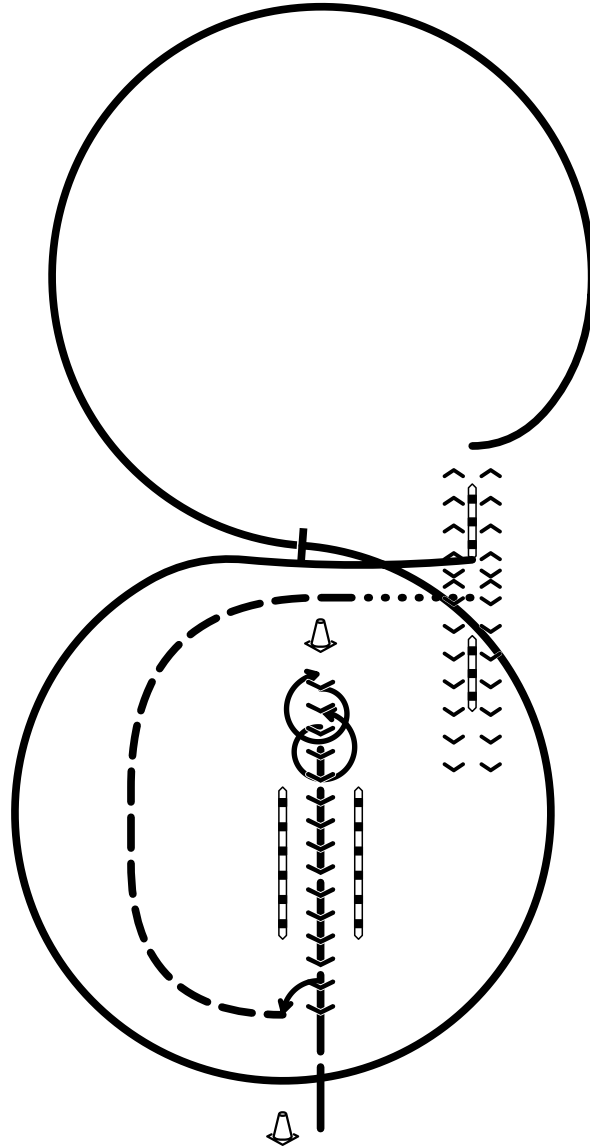
Once you complete your side pass, please exit promptly at a trot.

Ranchmanship

Show: MO State Fair 4-H FFA Horse Show

Date: 7/24/2025

Classes: 29. Ranchmanship, 12 & under
30. Ranchmanship, 13 & 14
31. Ranchmanship, 15 & over



Start at the cone.

1. Extended trot from cone through chute, stop.
2. 1 spin left.
3. 1 spin right.
4. Back through the chute, 1/4 turn left.
5. Trot to cone.
6. At cone, walk to side pass pole.
7. Sidepass left
8. Lope left lead
9. Change to right lead. (simple or flying)
10. Lope right lead circle, stop at side pass poles.
11. Sidepass right.

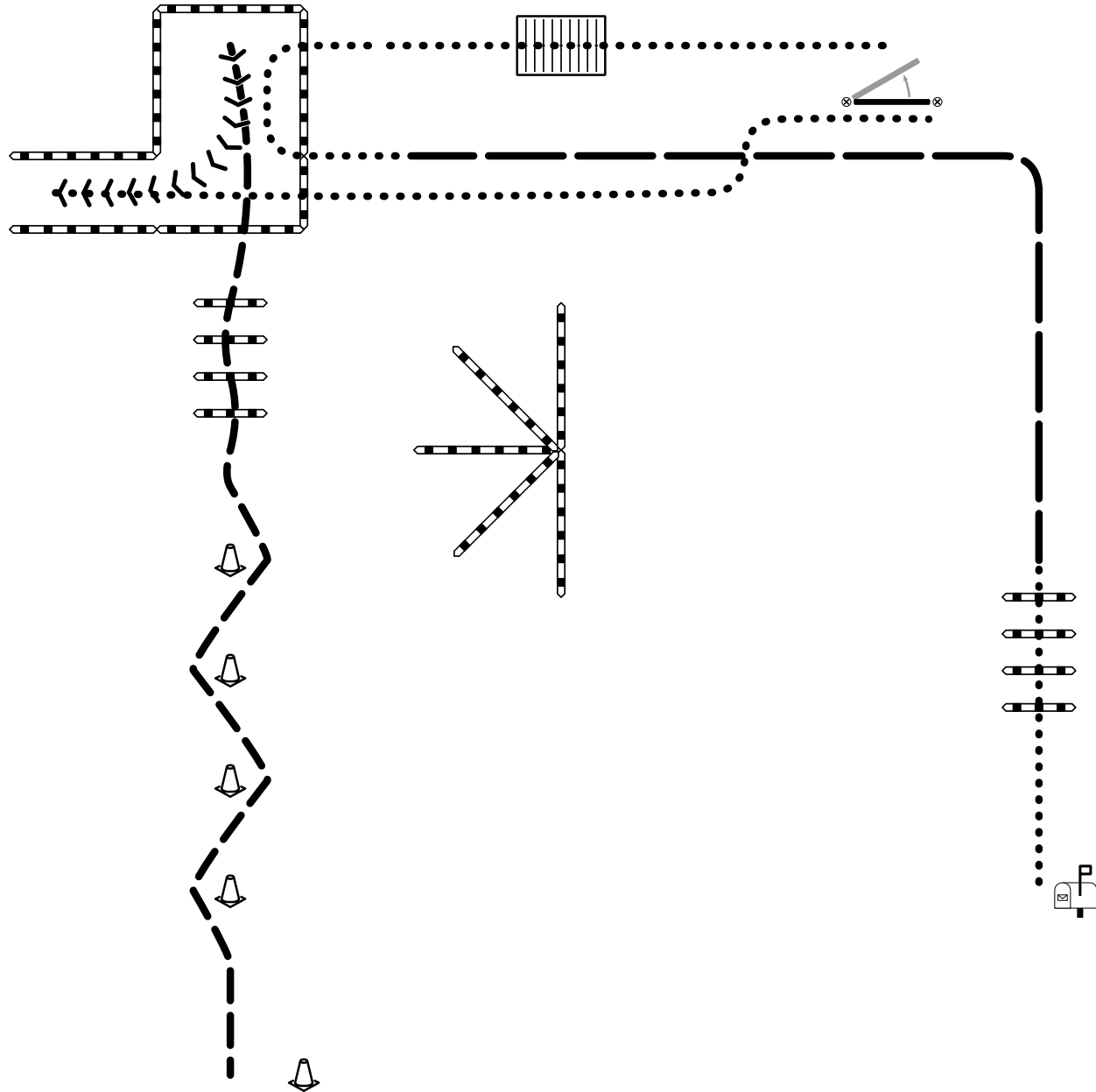
Once you complete your side pass, please exit promptly at a trot.

In-Hand Trail

Show: MO State Fair 4-H FFA Horse Show

Date: 7/24/2025

Classes: 33. In-Hand Trail, All ages, (ponies 58' & under)



Start at the cone.

1. Trot the Serpentine
2. Trot over the logs and into the box.
3. Back the L.
4. Walk to the gate.
5. Work the gate.
6. Walk over the bridge and through the box as drawn.
7. Extended trot
8. Walk over the logs.
9. Check the mailbox.

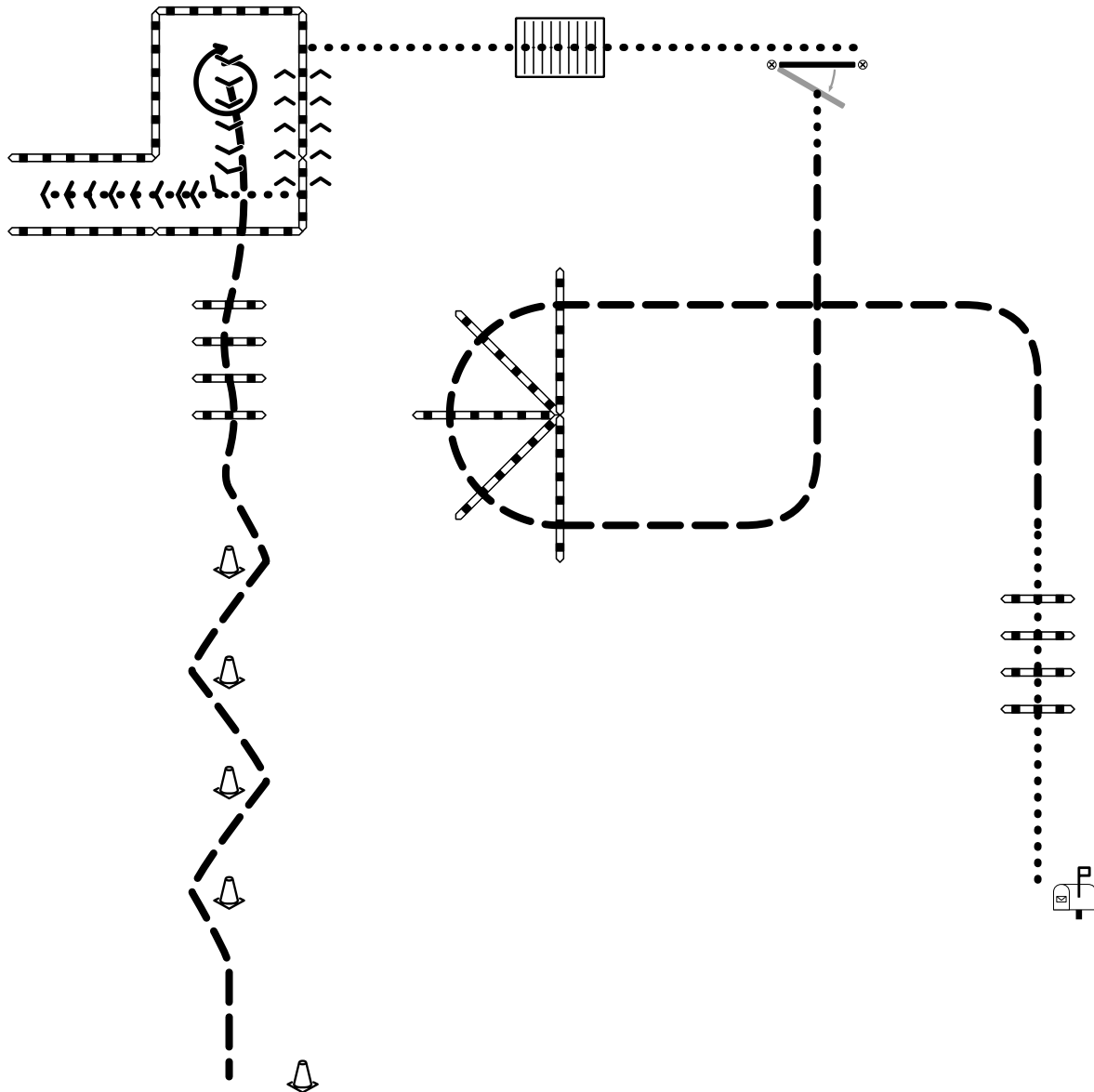
After checking the mailbox please exit promptly.

TRAIL

Show: MO State Fair 4-H FFA Horse Show

Date: 7/24/2025

Classes: 34. Trail, Novice, all ages (Walk/Trot)



Start at the cone.

1. Trot the Serpentine
2. Trot over the logs and into the box. Stop.
3. Turn 360° right.
4. Back the L
5. Walk forward stop over the sidepass pole.
6. Sidepass Left.
7. Walk over the bridge.
8. Work the gate. Right Hand Push.
9. Walk away from the gate. Trot over the logs.
10. Walk over the logs.
11. Check the mailbox.

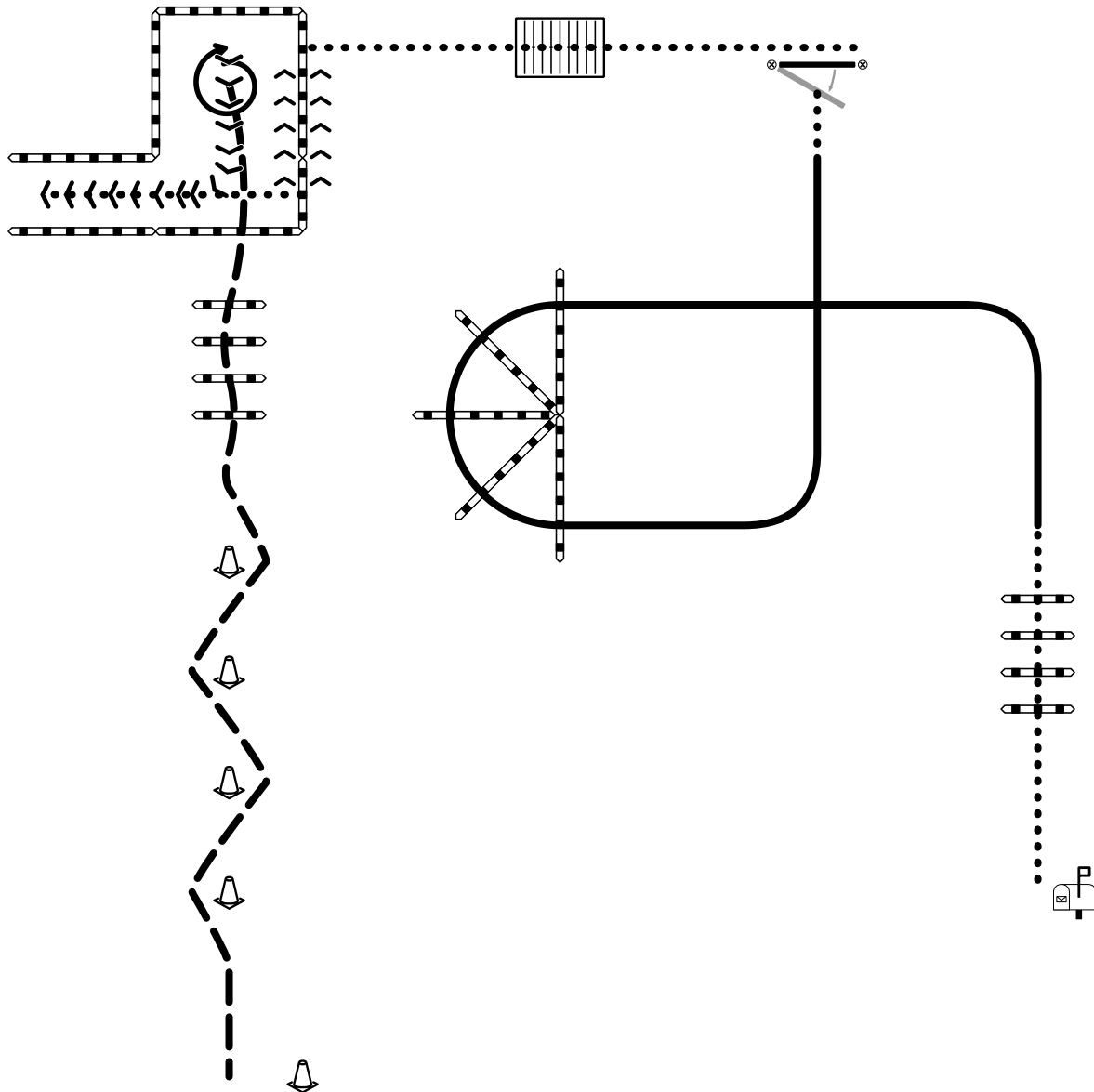
After checking the mailbox please exit promptly.

TRAIL

Show: MO State Fair 4-H FFA Horse Show

Date: 7/24/2025

Classes: 35. Trail, 12 & under



Start at the cone.

1. Trot the Serpentine
2. Trot over the logs and into the box.
3. Turn 360° right.
4. Back the L
5. Walk forward stop over the sidepass pole.
6. Sidepass Left.
7. Walk over the bridge.
8. Work the gate. Right Hand Push. ; Walk
9. Lope right lead over the logs.
10. Walk over the logs.
11. Check the mailbox.

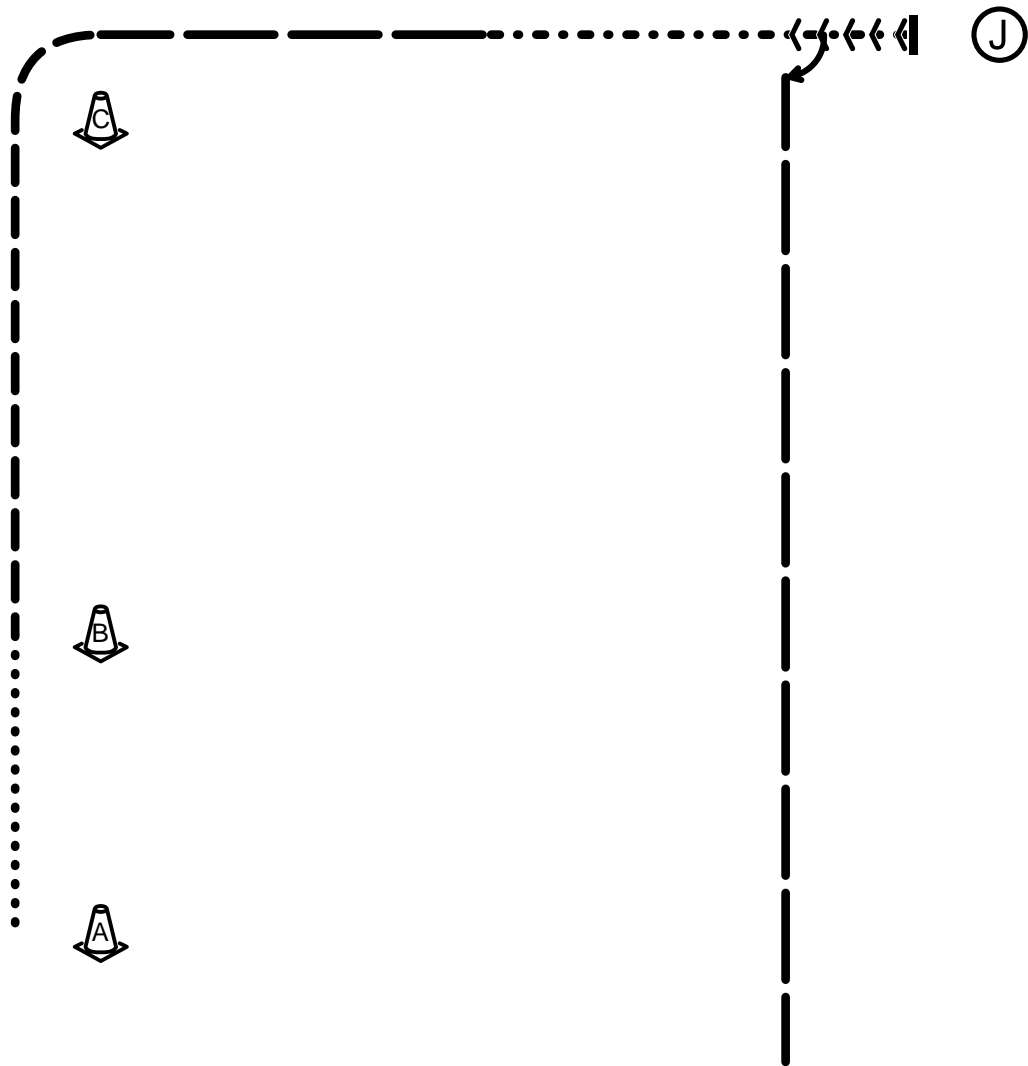
After checking the mailbox please exit promptly.

SHOWMANSHIP

Show: MO State Fair 4-H FFA Horse Show

Date: 7/24/2025

Classes: 36. Showmanship, Novice, all ages (Walk/Trot) (Saddle Type) (over 5
40. Showmanship, All ages, W/T
41. Showmanship, Novice, all ages (Walk/Trot) (Quarter Type)



Start at A

1. Walk from A to B
2. Trot from B to around C.
3. Extended trot half way to the judge.
4. Extended Walk to the judge. Stop set up for the inspection.
5. Back 1 horse length.
6. Stop pivot 90°.
7. Extended trot to exit.

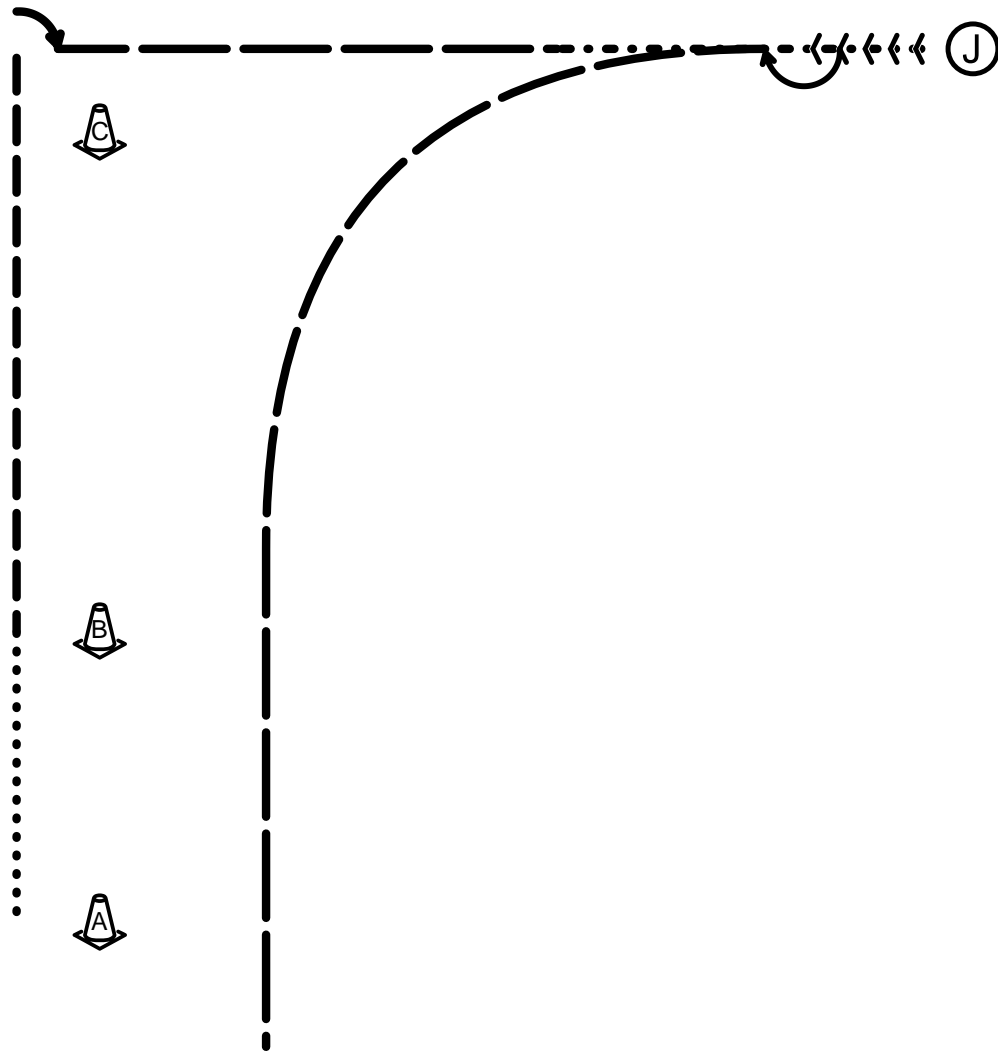
Your pattern ends once you pass cone A. Please exit promptly.

SHOWMANSHIP

Show: MO State Fair 4-H FFA Horse Show

Date: 7/24/2025

Classes: 37. Showmanship, 13 & under, (Saddle Type) (over 58')
39. Showmanship, All ages, (ponies 58' & under)
42. Showmanship, 12 & under, (Quarter Type) (over 58')



Start at A

1. Walk from A to B
2. Trot from B to past C.
3. Stop pivot 90
4. Extended trot half way to the judge.
5. Extended Walk to the judge. Stop set up for the inspection.
6. When inspection is complete, Back 1 horse length.
7. Pivot 180°.
8. Trot to exit.

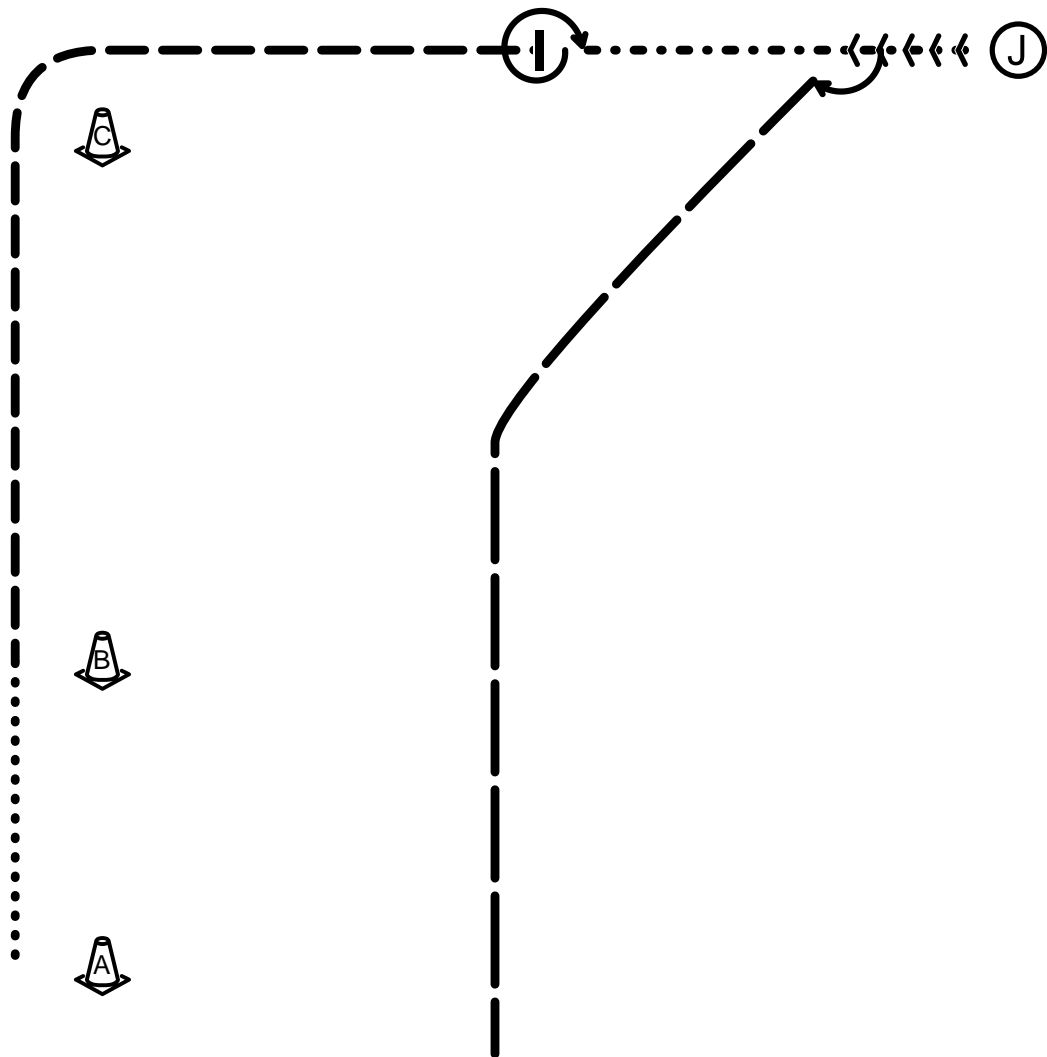
Your pattern ends when you pass A. Please Exit Promptly.

SHOWMANSHIP

Show: MO State Fair 4-H FFA Horse Show

Date: 7/24/2025

Classes: 38. Showmanship, 14 & over, (Saddle Type) (over 58')
43. Showmanship, 13 & 14, (Quarter Type) (over 58')



Start at A

1. Walk from A to B
2. Trot from B to halfway to judge as drawn.
3. Stop; Complete a 360° Turn.
4. Extended Walk to the judge. Stop and set up for inspection.
5. Back one horse length.
6. Perform a 135° pivot.
7. Extended trot through the corner and to exit.

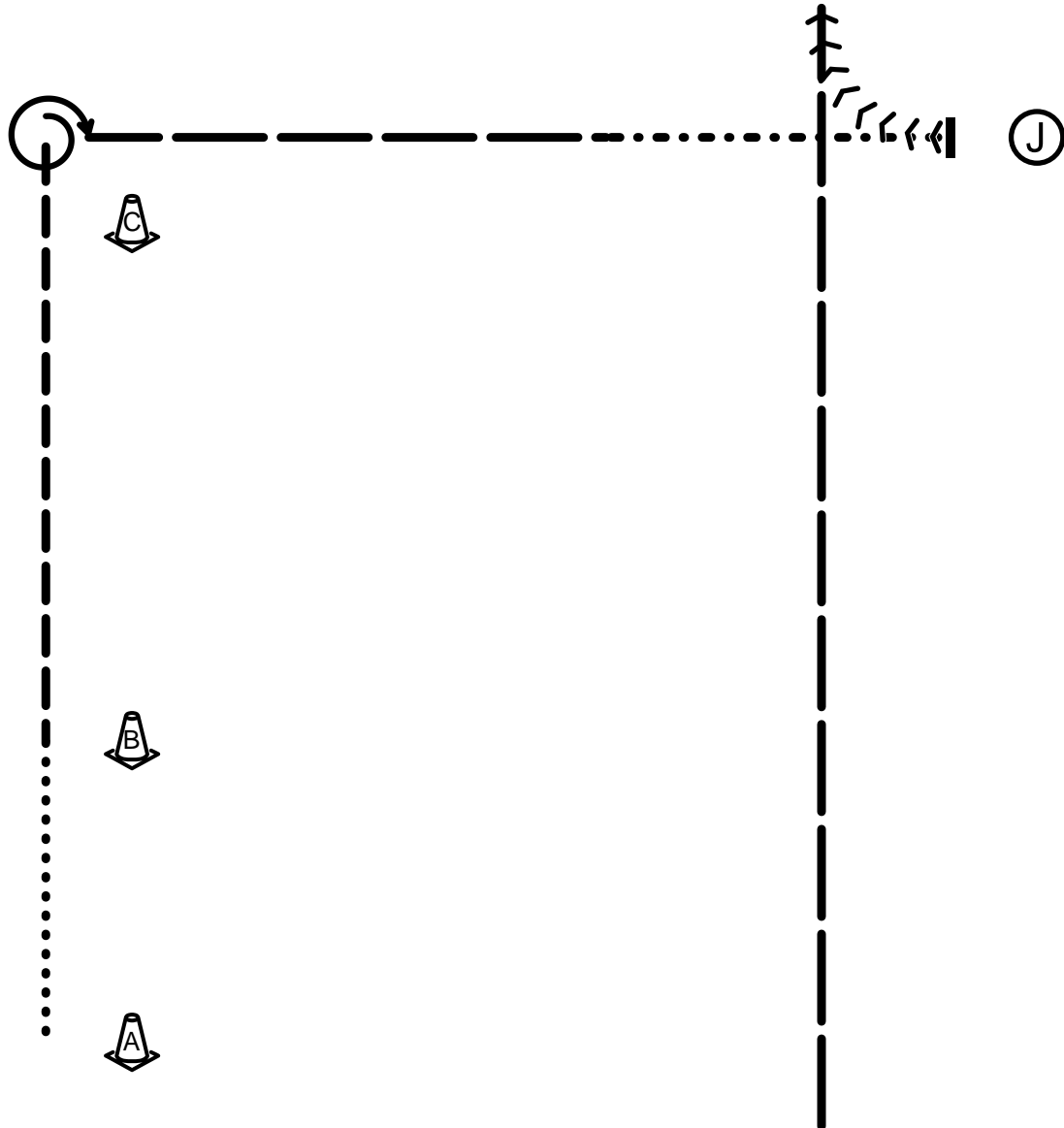
Your pattern ends when you pass A. Please Exit Promptly.

SHOWMANSHIP

Show: MO State Fair 4-H FFA Horse Show

Date: 7/24/2025

Classes: 44. Showmanship, 15 & over, (Quarter Type) (over 58')



Start at A

1. Walk from A to B
2. Trot from B to past C
3. Stop and perform a 450° turn
4. Perform an extended trot half way to the judge.
5. Extended Walk to the judge.; Stop. Set up for inspection.
6. Once Inspection is complete. Back an L
7. Extended trot to exit.

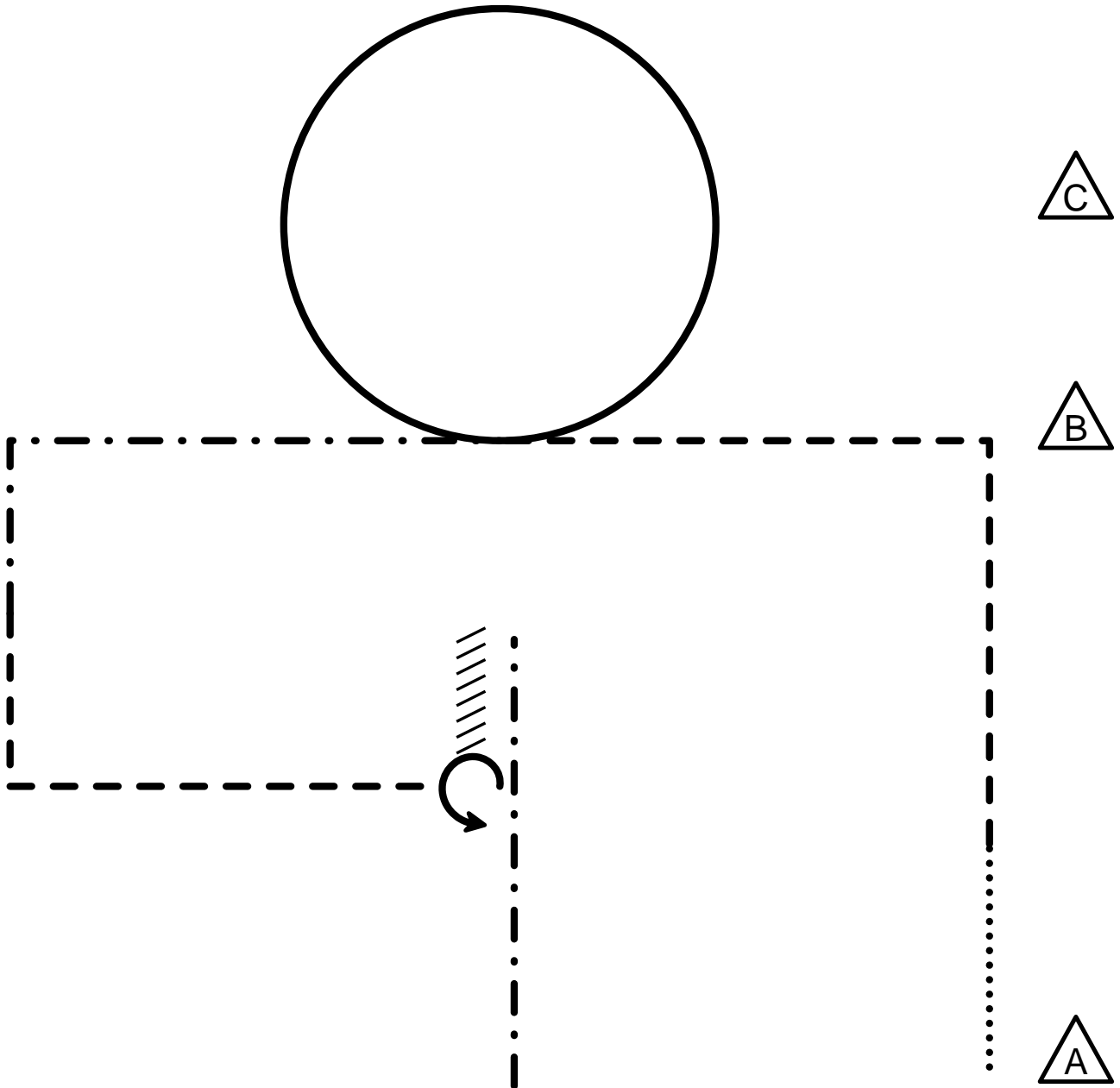
Your pattern ends once you pass A. Please Exit Promptly.

HORSEMANSHIP

Show: MO State Fair 4-H FFA Horse Show

Date: 7/24/2025

Classes: 51. Horsemanship, All Ages, (ponies 58' & under)
52. Horsemanship, 14 & over, (Saddle Type) (over 58')
53. Horsemanship, 13 & under, (Saddle Type) (over 58')
61. Horsemanship, 12 & under (Quarter Type) (over 58')
62. Horsemanship, 13 & 14, (Quarter Type) (over 58')



Be ready at A

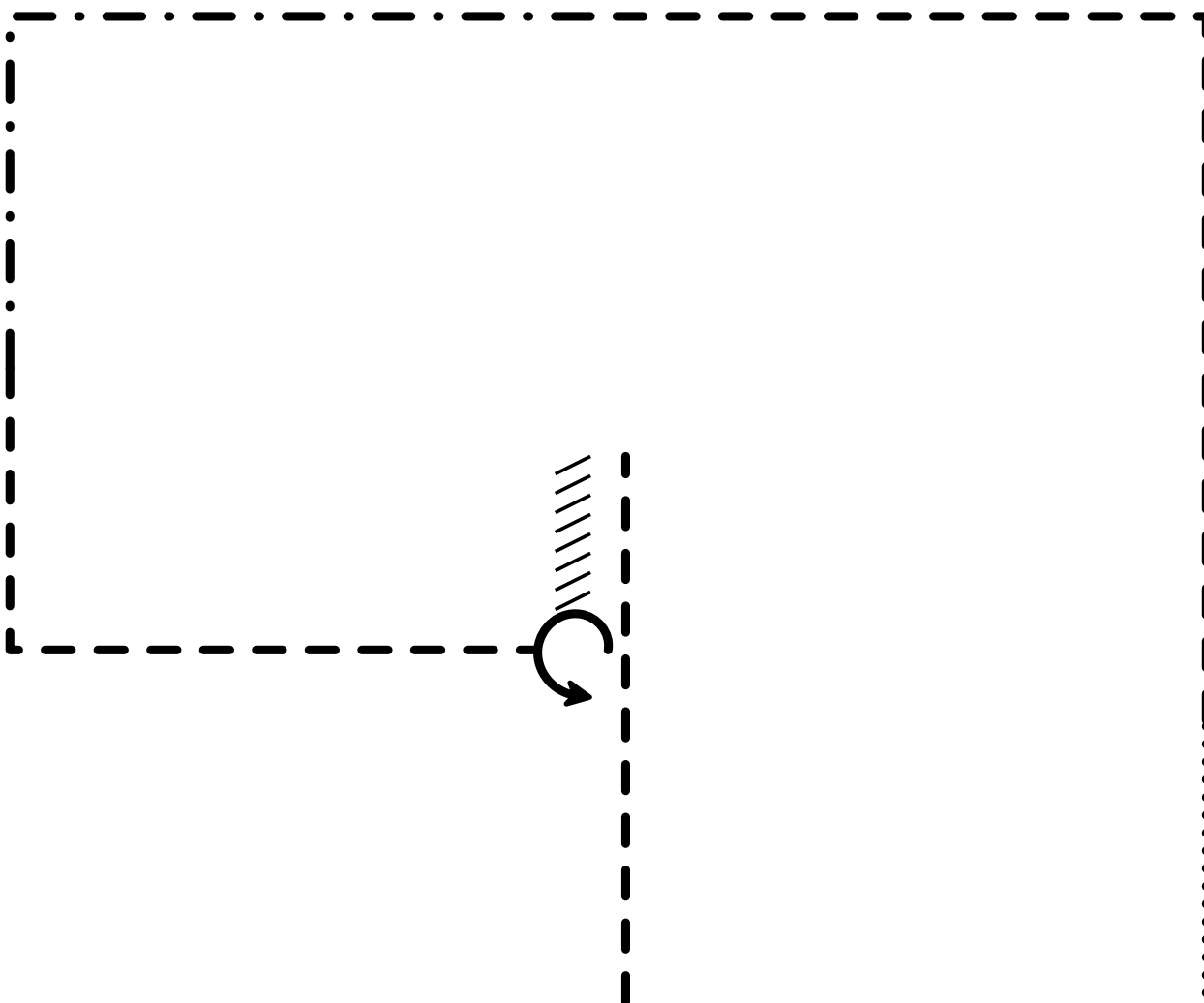
1. Walk approximately 2 horse lengths from A
2. Jog to B and a square corner to center
3. Lope a circle to the right
4. Extended jog thru first square corner
5. Slow to a jog midway and continue to jog through second corner
6. Stop and perform a 270° turn to the left
7. Back one horse length
8. Exit at extended jog

HORSEMANSHIP

Show: MO State Fair 4-H FFA Horse Show

Date: 7/24/2025

Classes: 54. Horsemanship, Novice, all ages (W/T) (Saddle Type) (over 58')
60. Horsemanship, Novice, all ages (Walk/Trot) (Quarter Type)



Be ready at A

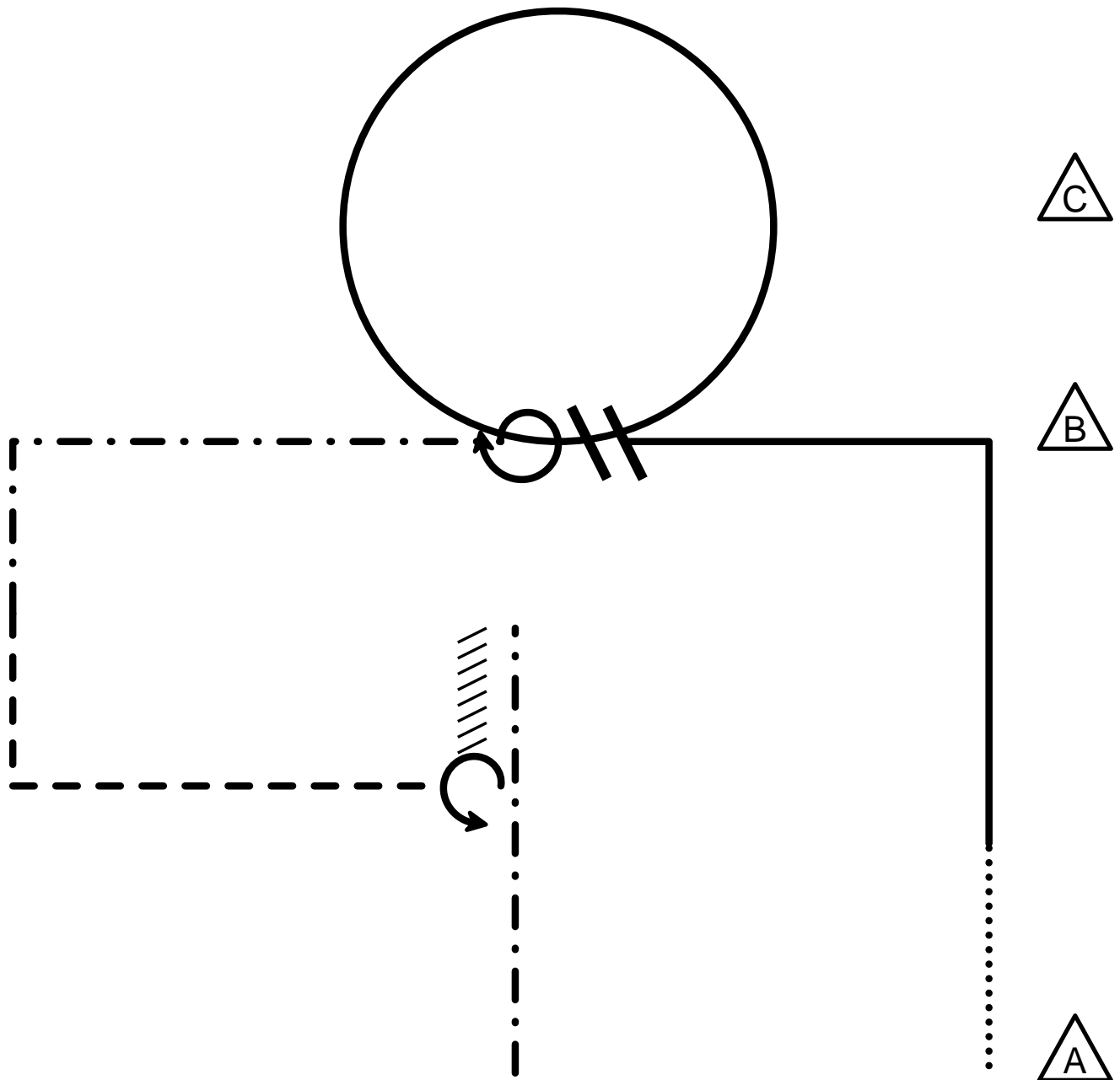
1. Walk approximately 2 horse lengths from A
2. Jog to B and a square corner to center
3. Extended jog thru first square corner
4. Slow to a jog midway and continue to jog through second corner
5. Stop and perform a 270° turn to the left
6. Back one horse length
7. Exit at jog

HORSEMANSHIP

Show: MO State Fair 4-H FFA Horse Show

Date: 7/24/2025

Classes: 63. Horsemanship, 15 & over, (Quarter Type) (over 58')



Be ready at A

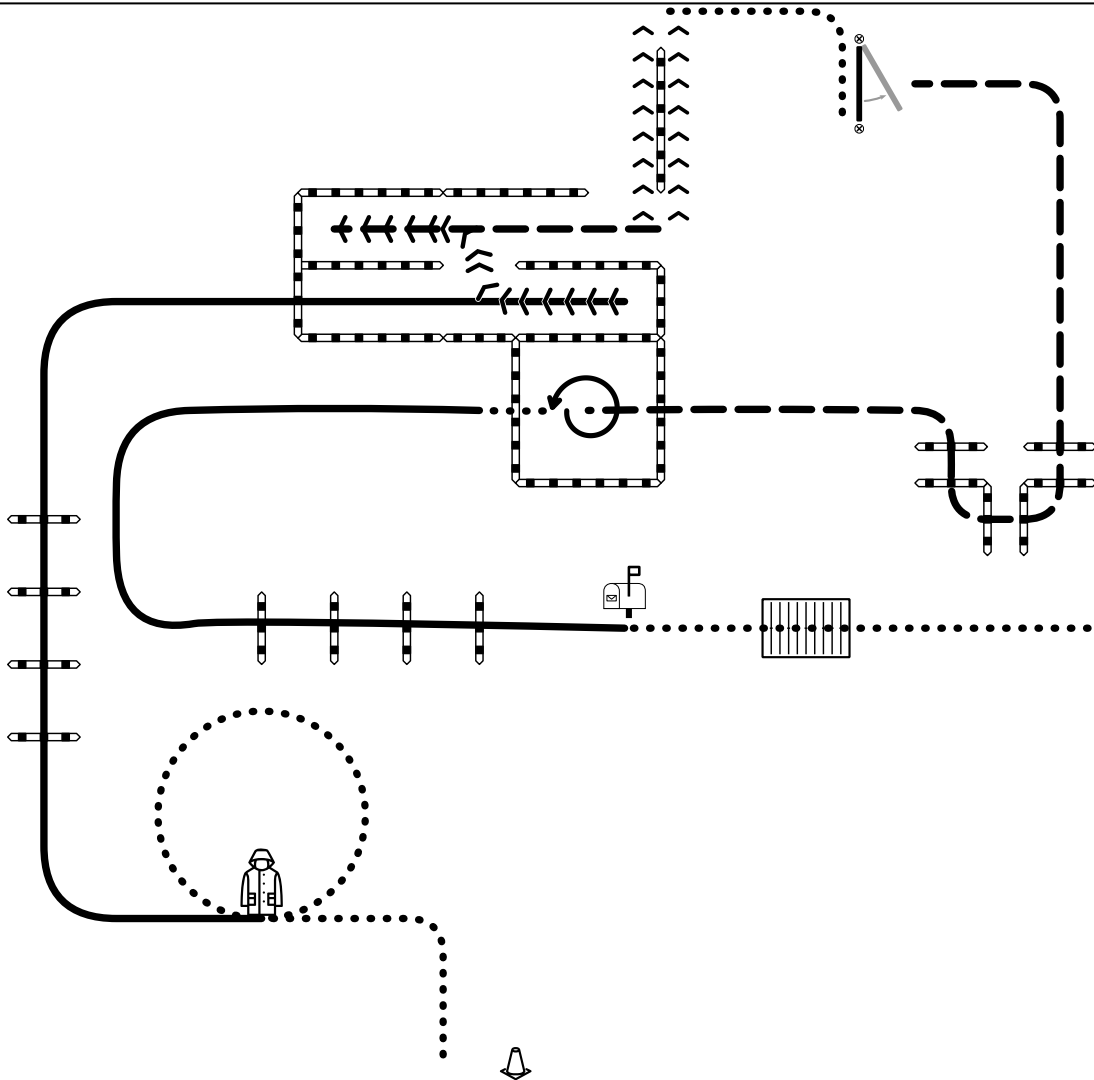
1. Walk approximately 2 horse lengths from A.
2. Lope on the left lead to B and lope a square corner
3. Perform a simple or flying lead change
4. Lope a circle to the right
5. Stop and perform a 360° turn to the right
6. Extended jog thru first square corner
7. Slow to a jog midway and continue to jog through second corner
8. Stop and perform a 270° turn to the left
9. Back one horse length
10. Exit at extended jog

TRAIL

Show: MO State Fair 4-H FFA Horse Show

Date: 7/24/2025

Classes: 65. Trail, 13 & 14
66. Trail, 15 & over



Start at the cone.

1. Walk. Pick up the slicker.
2. Walk a circle and return the slicker to the post.
3. Lope right lead over the poles and into the chute.
4. Back through the chute.
5. Trot to the sidepass pole. Stop
6. Sidepass left.
7. Walk to the gate. Work the gate left hand push. You may walk away from the gate.
8. Trot over the poles. ; Trot into the box
9. Turn 360° left. ; Walk out of the box.
10. Lope left lead over the poles.
11. Check the mail.
12. Walk over the bridge and to the exit.

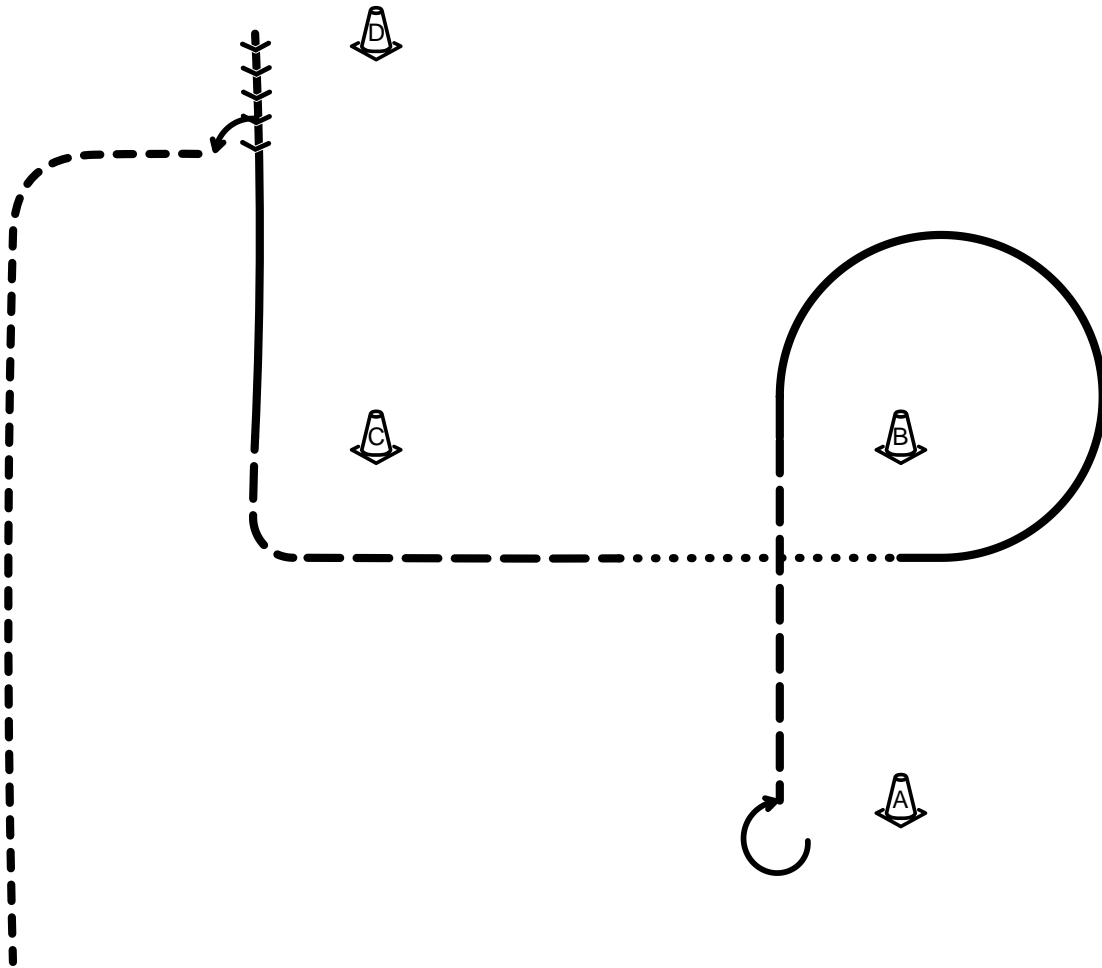
Please exit promptly

EQUITATION

Show: MO State Fair 4-H FFA Horse Show

Date: 7/24/2025

Classes: 77. English Equitation, All seats, All ages, (Saddle Type) (over 58'
79. English Equitation, All Ages (ponies 58' & under)
82. English Equitation, 13 & 14 (Quarter Type) (over 58')



Begin Facing A

1. Perform a 270° turn to the right on the Haunches.
2. Posting trot on the Right diagonal to B.
3. At B, canter a circle around B on the right lead.
4. At B Walk.
5. Halfway to C Trot on the left diagonal.
6. At C, Canter on the left lead to D.
7. At D, Stop and Back 4 Steps
8. Turn 90° to the left on the forehand
9. Sitting trot to exit.

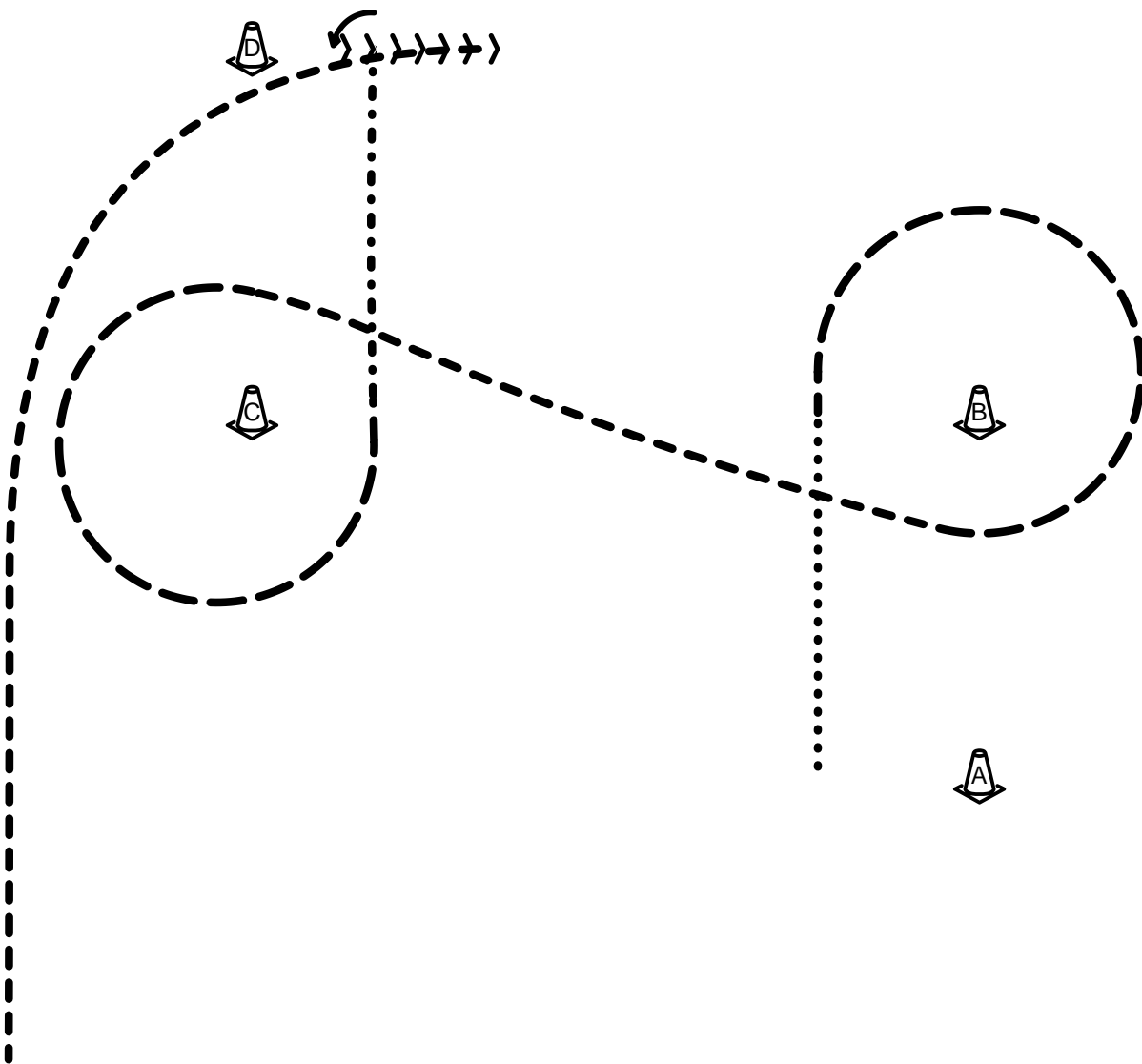
Your pattern ends when you pass A. Please Exit promptly.

EQUITATION

Show: MO State Fair 4-H FFA Horse Show

Date: 7/24/2025

Classes: 78. English Equitation, All seats, Novice, All ages (W/T) (Saddle T
80. English Equitation, Novice, All Ages (W/T) (Quarter Type)



Start at A

1. Walk from A to B
2. At B perform a left diagonal trot around B.
3. When even with B sitting trot to C.
4. When even with C perform a right diagonal trot around C.
5. At C perform an extended walk to D.
6. Stop at D and perform a 90° Turn to the left on the forehand.
7. Back 2 horse lengths.
8. Sitting trot to exit.

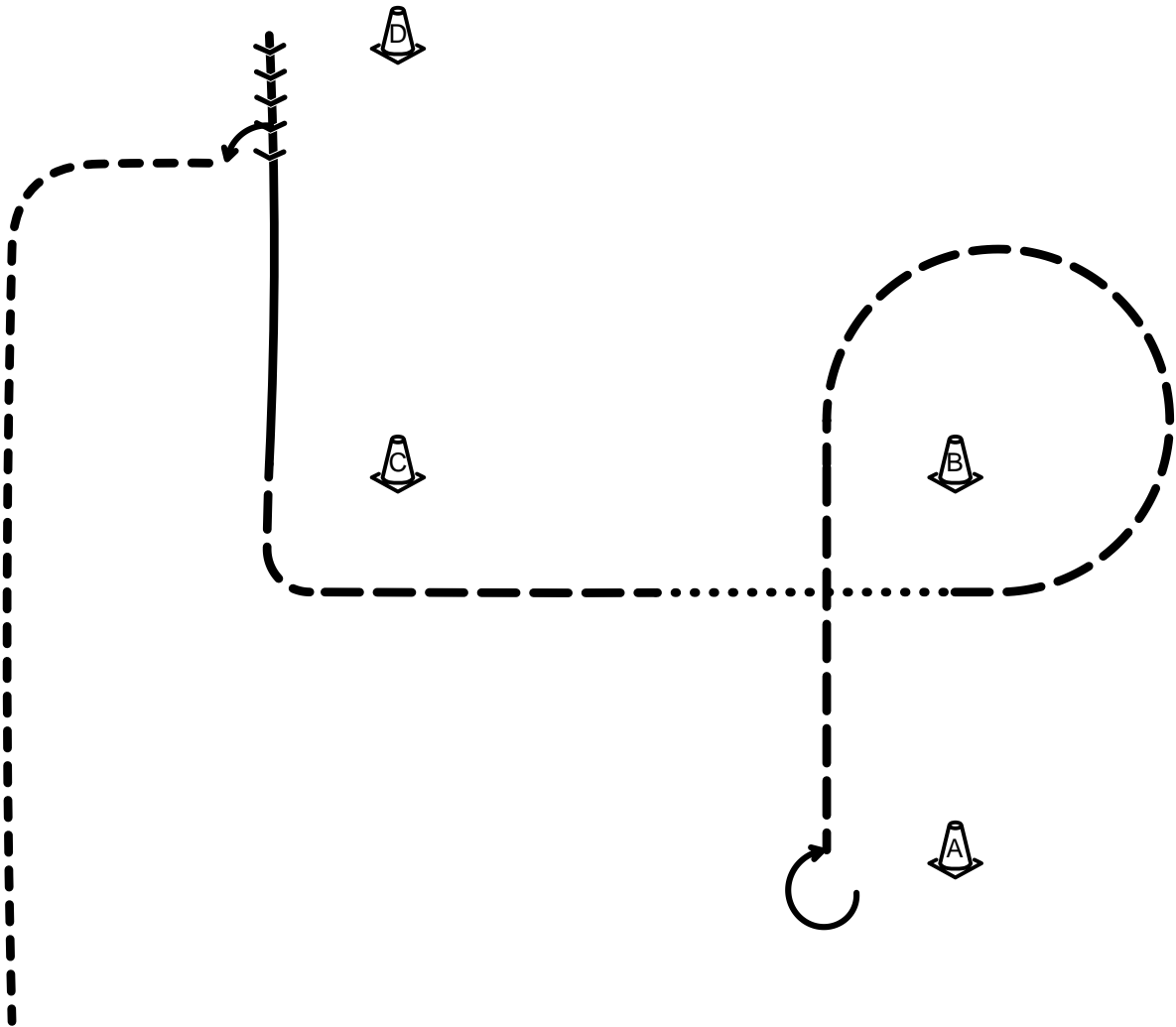
Your pattern ends once you pass A. Please Exit Promptly.

EQUITATION

Show: MO State Fair 4-H FFA Horse Show

Date: 7/24/2025

Classes: 81. English Equitation, 12 & under (Quarter Type) (over 58')



Begin Facing A

1. Perform a 270° turn to the right on the Haunches.
2. Posting trot on the left diagonal to and around B.
3. At B Walk.
4. Halfway to C Sitting Trot .
5. At C, Canter on the left lead to D.
6. At D, Stop and Back 4 Steps
7. Turn 90° to the left on the forehand
8. Right Diagonal trot to exit.

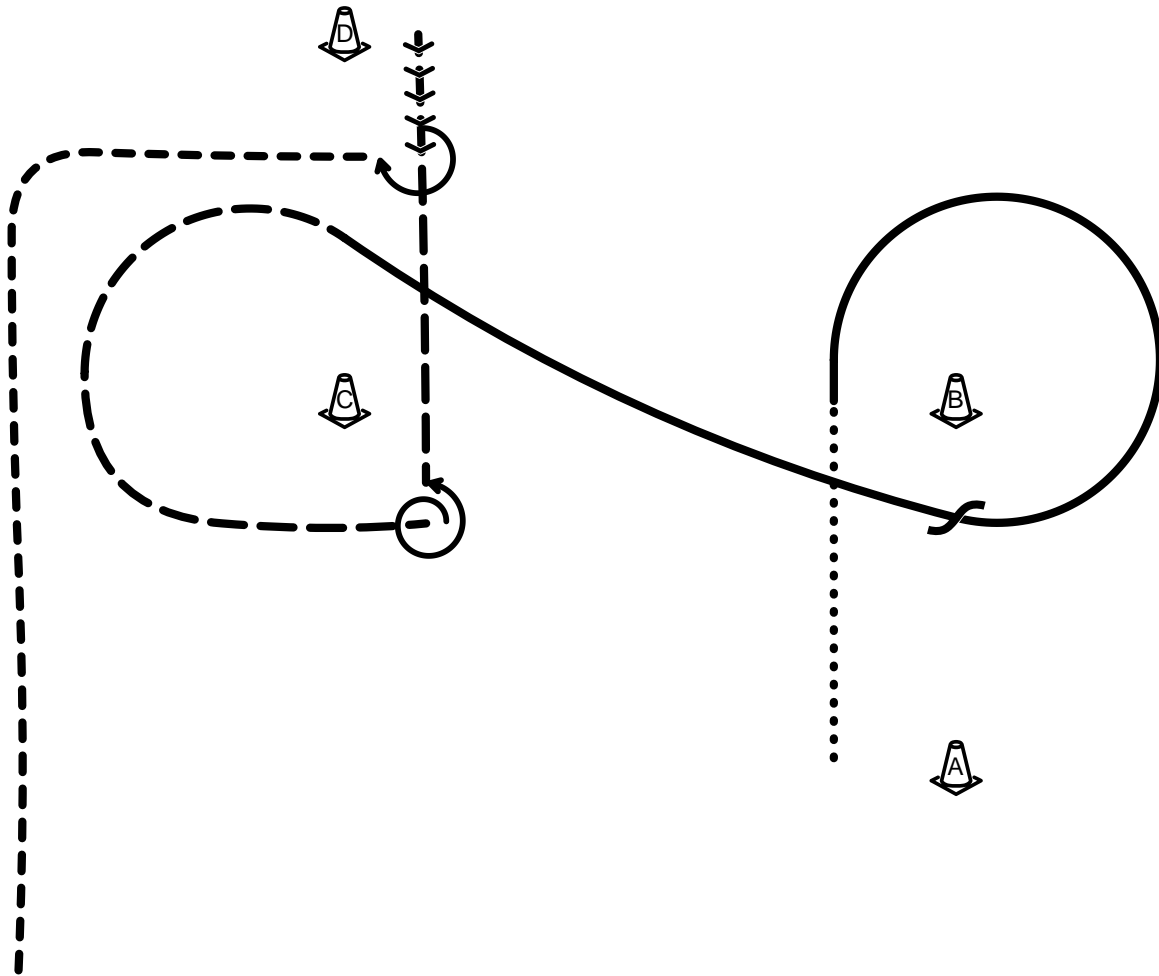
Your pattern ends when you pass A. Please Exit promptly.

EQUITATION

Show: MO State Fair 4-H FFA Horse Show

Date: 7/24/2025

Classes: 83. English Equitation, 15 & over (Quarter Type) (over 58')



Begin at A.

1. Walk to B.
2. At B, canter a circle around B on the right lead.
3. At B perform a lead change (simple or flying)
4. Continue to canter a straight line on the left lead to C.
5. At C, Perform a trot on the right diagonal.
6. Stop Just past C & Turn 450° on the haunches to left.
7. Trot left diagonal to D
8. Stop and Back 4 steps.
9. Turn 270° to the right on the forehand.
10. Sitting trot to exit.

Your pattern ends once you pass A. Please Exit Promptly.